

VI

Explaining the Unexplained

There was a time when it was possible to have an idea accepted if the effects could be observed, even though there was no completely acceptable explanation of the action in terms of known phenomena. For example, in 1881, power plants were turning out electricity that was used for lighting streets, etc., even though it was many years before there was any kind of meter that would measure those important features, voltage and current, and it was over 25 years before there was the correct explanation as to what electricity really was.


Today, a phenomena, even though demonstrable, is not even considered if an explanation is not first submitted, and it must be an explanation that "fits" into known and accepted so-called "facts." This attitude retards progress.

There are two hurdles, difficult to overcome. One is the hurdle of semantics or lack of words that will explain a new phenomenon. The first mistake is to use well-defined words and give them a new definition. For example we say, "He has a MAGNETIC personality," using an electrical term to explain an emotional response to a person. The other hurdle is the inertia of thinking. Almost everyone relates a new idea to old known facts. If the new idea does not readily drop into place among the known facts, then the new idea is rejected, even though it might be observed in action.

There is one category where many a phenomenon has been placed for explanation purposes, because there was no better known place to put it. That category is, "It must be Electrical." David Sarnoff, of RCA, has written several articles about "thinking" and thoughts and emotions and he has asked the question, "When we think, are we using some subtle form of Electricity?" Speaking in New York, June 1,

The Story of Eloptic Energy

2482773



THE UNITED STATES OF AMERICA

TO ALL TO WHOM THESE PRESENTS SHALL COME:

Whereas Thomas G. Hieronymus,
of
Kansas City, Missouri,


has presented to the **Commissioner of Patents** a petition praying for the grant of Letters Patent for an alleged new and useful improvement in
THE DETECTION OF EMANATIONS FROM MATERIALS AND MEASUREMENT OF THE VOLUMES THEREOF,
a description of which invention is contained in the specification of which a copy is hereunto annexed and made a part hereof, and complied with the various requirements of law in such cases made and provided, and

Whereas upon due examination made the said claimant is adjudged to be justly entitled to a patent under the law.

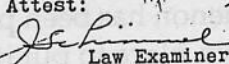
Now therefore these **Letters Patent** are to grant unto the said

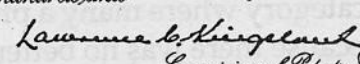
Thomas G. Hieronymus, his heirs OR ASSIGNS
for the term of **SEVENTEEN** years from the date of this grant

the exclusive right to make, use and vend the said invention throughout the United States and the Territories thereof.



In testimony whereof, I have hereunto set my hand, and caused the seal of the Patent Office to be affixed, at the City of Washington, this twenty-seventh day of September, in the year of our Lord, one thousand nine hundred, and forty-nine, and of the Independence of the United States of America the one hundred, and seventy-fourth.

Attest:

Law Examiner.


Commissioner of Patents.

Explaining the Unexplained

1949, he proposed a new science which he called "RADIONETICS" to look inside living human bodies.

RADIONETICS, he said would use ATOMIC ENERGY and ELECTRONICS as tools for "seeing into mind and body." These phenomena are both activities found in or associated with the ELECTRO-MAGNETIC SPECTRUM. It just didn't occur to him to consider the idea that there might be some other MEDIUM than the electromagnetic spectrum where he might "look" for an explanation of the phenomena of thinking and emotion.

SOUND is defined as, "That which is or can be heard; the sensation of hearing, resulting from the stimulation of the auditory nerves by vibrations carried in the air, water, etc." Sound requires something in the MATERIAL world or REALM through which it can travel.

The ELECTRO-MAGNETIC SPECTRUM is where we find electricity, radar, infra-red, heat, visible light, ultra-violet, X-rays, Cosmic rays, etc. These phenomena operate in MEDIUM that used to be called the ETHER. Let's still call it that.

These two MEDIUMS, where we find SOUND and ELECTRICITY have both been quite well explored. At no point has there been any evidence found that would lead anyone to expect to find an explanation of the operation of THOUGHTS and EMOTIONS, in either of these two MEDIUMS.

Instead of trying to make the explanation of the operation of THOUGHTS and EMOTIONS "fit into" someplace where they obviously do not belong, why not look somewhere else for an explanation. Why not look for another MEDIUM? The only reason for not looking for such a new MEDIUM is the old one, "recognized."

Let's just ignore so-called "RECOGNIZED AUTHORITY" for a moment and assume that there might be such a new, unknown MEDIUM, and explore it. We have nothing to lose and much to gain. It might answer many UNEXPLAINED phenomena.

Eloptics, a Newly Discovered Form of Energy

Patent No. 2,482,773, entitled "THE DETECTION OF EMANATIONS FROM MATERIALS AND MEASUREMENT OF THE VOLUMES THEREOF," has been received from the United States Patent Office. This is a basic patent covering the utilization of a form of energy hitherto apparently unrecognized. The name "ELOPTIC" has been given to the energy for more convenient reference.

We have discovered that all of the electro-chemical series of elements of material matter and combinations of two or more elements give off an energy emanation

The Story of Eloptic Energy

under normal room temperature and without any kind of special treatment, by which the presence of the element or molecular combination of elements may be identified without destruction of the material being analyzed.

We find, for example, that water gives off three frequencies, that of each of the elements, hydrogen and oxygen, and also that of the molecular combination. The same applies to alloys, compounds, solutions, etc. whether solid, liquid or gaseous.

ELOPTIC energy emanations have the peculiar characteristic that they can be conducted over typical electrical conductors and also be refracted similarly to light energy.

The emanations will refract through a proper prism in the order of the atomic weight of the constituent elemental content of the material under observation.

ELOPTIC energy from a specimen can be conducted over light rays similar to optical procedure and can be implanted on photographic film and preserved for future analysis.

Certain materials that are opaque to visible light, will transmit ELOPTIC energy. Other materials, transparent to light, will not transmit ELOPTIC energy so readily. We can amplify the energy, apparently reverse its phase angle of oscillation and do many other things with it. Additional uses are covered in a "continuation-in-part" application.

Its potential uses or methods of utilization are so infinite as to stagger the imagination.

Emanations from metals, etc. in the ground can be detected. Considerable work in this field has been done already.

Emanations from plants and animals can be analyzed and measured. Two frequencies can be compared as to their effect, one upon the other.

The phase angle of ELOPTIC emanations can be reversed and used to apparently neutralize the source of the emanations.

RADIATION LABORATORIES, INC.
4209 MICHIGAN AVENUE
KANSAS CITY, MISSOURI

"Complete theories do not fall from heaven . . ." Freud.

This well exemplifies the attitude of many people—that if an idea is not completely developed and the theory so fool-proof as to be beyond question, then they want no part in it.

Following Benjamin Franklin's discovery of electricity, a scoffer caustically asked, "Of what use is that kind of knowledge?" To which Franklin kindly replied,

Explaining the Unexplained

"Of what use is a child? He may grow into a man."

We are very much in the same position as Franklin. We have discovered a new force or rather we have uncovered a force that has been here since the beginning of time, but only a few have recognized it.

The BIG question is, "What shall we do with it?"

At the moment, we are doing two things; continuing research and acquainting interested people with the idea in order to get their cooperation. That is the reason for this paper.

The Eloptic Radiation Theory

There is an all pervading media that is capable of being set into activity by certain forces. This media might be the same as that which is described by electronic and electrical engineers and physicists as the ETHER in action at higher harmonics than so far explored, or it may be what has been called ELOPTIC ENERGY. Since it acts as if it were different from the ETHER, let's call it ELOPTIC ENERGY, since it is the raw material from which everything is made.

Our material world is made up of combinations of a few units, some of which are called electrons, protons, and neutrons. These units act as if they were precipitations out of the ELOPTIC ENERGY because these units may be disintegrated or put back into their original state in the ELOPTIC ENERGY. There is much in today's scientific literature that points the way to these conclusions in addition to our own research results. ELOPTIC ENERGY can take on or manifest several different qualities, such as frequency and cohesive force.

Just as the ether can be caused to vibrate at different bands of frequencies to manifest as electricity, radio, heat, light, ultra violet, etc., so can the ELOPTIC ENERGY manifest in many ways.

When the ELOPTIC ENERGY is properly influenced, it can be caused to coalesce to the point where material units such as electrons, protons, and neutrons are formed. When these units are desired to be grouped together, a still further manifestation of ELOPTIC ENERGY takes the form of the cohesive force necessary to form the units into elements such as helium, iron, gold, and uranium. A still further manifestation of the cohesive force is necessary to form elements into compounds or complex groups. When such units are formed into elements or compounds, there is a stress field or aura, around or radiating from such elements and complex groups. This field or aura has a frequency that is characteristic for each nuclear and molecular combination.

The Story of Eloptic Energy

For example, chromium having in its nucleus 24 protons and 30 neutrons will have a slightly lower frequency than will iron with 26 protons and 28 neutrons, even though both nuclei contain the same total number of 54 units each.

This phenomena is the basis of the idea covered by patents and its use as an analyzing medium, the subject matter of this paper.

It takes a certain amount of energy to cause the ELOPTIC ENERGY to coalesce so that the units, protons and neutrons, will be formed. It takes a lesser amount of energy to combine the units into the group of particles called the element, e.g., hydrogen, silver or mercury, and still a lesser amount of energy to form the molecules of the various compounds.

Such an element or compound can be disintegrated back into its components or units or even completely back into the ELOPTIC ENERGY from whence it came. The atomic bomb action obeys this principle.

To disintegrate an element and change it back into its units takes energy, the amount depending upon the way the energy is applied. Assume a very heavy weight suspended by a long chain. To cause this weight to oscillate over, e.g., one foot with one blow from a hammer might require a hammer of very large proportion and a giant to wield it.

On the other hand, if a small boy gave the weight a push, then waited a bit and gave another push and another, all timed properly the weight would begin to swing and in time would be swinging through the arc of one foot.

When a single blow in the form of a fast-moving particle, such as a neutron or alpha particle, accelerated in a cyclotron, is the "hammer" and the nucleus of an element is to be broken up, the "hammer" must strike a tremendous blow (millions of electron volts) to crack the nucleus.

On the other hand, if a small amount of energy is fed into the nucleus at its proper frequency, the nucleus will easily, slowly, quietly fall apart into its units, just by neutralizing the effect of the cohesive force or binding energy as it is sometimes called.

One of the most used but least controlled and understood methods of setting the ELOPTIC ENERGY into oscillation is by the MENTAL-EMOTIONAL output from a human being. Just as the crystal in a radio power oscillator sets the frequency, and the energy applied to the plate circuit determines the power output, so does the MIND act to set the frequency and the EMOTIONAL body to furnish the power.

Every time we generate an emotion we start a wave motion in the ELOPTIC ENERGY. Such a wave motion can travel infinite distances, and it continues to oscillate until some counter-acting wave motion is set up to neutralize the original

Explaining the Unexplained

or until the original wave motion is absorbed by some one or some thing that is in proper frequency relation to it.

Just as a radio receiver that is tuned to the exact same frequency as a transmitter acts as if it were connected via some invisible medium to the transmitter by responding exactly as the transmitter is activated, so does a specimen of certain things act as if there were a connection between it and the parent body from which it was taken by responding exactly to all activities of the parent body.

ELOPTICS

This is the age of discovery. One of the recent contributions to scientific discovery and the one with infinite possibilities for the good of humanity, and the answer to many of the otherwise unanswerable questions of science, is the discovery that there is a form of energy emanating, or radiating, from each and every one of the elements of material matter under ordinary room temperature conditions and without any unnatural or special preparations.

Not only does each isotope of each element give off an energy but the energy from each is different in frequency from all others. By the simple expedient of "tuning in" on an instrument known as an Atomic Analyzer, to the emanations given out from a complex compound, alloy or solution, the elemental content of the compound, alloy or solution may be determined and, within certain limits, the quantity measured.

The U.S. Patent Office issued Patent No. 2,482,773 with seven method and six apparatus claims in a basic patent, which indicates that considerable research work has been done toward the utilization of this energy. However, it is quite obvious that the "surface has barely been scratched," so far as "digging out" all the information regarding the laws governing the behavior and control of this energy, and the infinite number of uses to which this discovery will eventually be put.

Instead of referring to "this energy," or "these emanations," the writer has coined a terminology which, it is hoped, will be helpful until something better is established. The name is ELOPTICS, combining Electricity and Optics, because the characteristics of behavior of the emanations from the elements is similar in many, but not in all, respects to some of the characteristics of behavior of the energies in those two bands of frequencies of the electro-magnetic spectrum of oscillations in the ether.

Eloptical radiations have some interesting characteristics. They are similar to those of electrical energy in that they may be:

The Story of Eloptic Energy

- A. Conducted over electrical conductors;
- B. Insulated against passage by certain insulating materials;
- C. Effected by resistance, capacity and inductance;
- D. Effected by magnetic fields;
- E. Carried on a flow of electrons;
- F. Amplified in a chemical or vacuum tube amplifier;
- G. Have the phase angle reversed.

Eloptic characteristics are different from electrical characteristics in many ways. One example is that 30% black rubber electrical insulating compound makes excellent eloptic insulation, but ultra high frequency radio transmission line insulation, such as used in Amphenol's 300 ohm brown or clear plastic is a good conductor of eloptical energy.

Eloptic radiations have characteristics similar to those of optics in that they may be:

- A. Refracted through prisms of glass, quartz, plastic, etc.;
- B. Refracted with a conventional grating;
- C. Focused with conventional optical lenses;
- D. Reflected;
- E. Transmitted over a light beam;
- F. Preserved on light sensitive emulsions, i.e., photo film.

Eloptic characteristics differ from those of optics in that certain "light transparent" materials are opaque to eloptics and a prism made of black "plexiglass" will refract eloptical rays. A certain oil paper used in sacks for packaging was found to be semi-opaque to eloptics, but was quite transparent to visible light.

Eloptic energy may be stored in some materials such as wood, pulp, paper, water, or ordinary soil. Eloptic energy will pass readily through but will not remain in ordinary test tube glass. Eloptic energy may be literally "blown away" by a magnetic field and is easily dissipated by "grounding" in similar manner to "grounding" or dissipating a static electric charge.

A vacuum tube oscillator or other type of variable current generator will also increase eloptical energy to a high order of intensity. It is believed that the intensity of the eloptical energy is built up through the regenerative action of the electrical circuit, the eloptical energy being carried on the electron flow through the circuit and built up as the electrical energy is built up or intensified. By the same devices, eloptical energy, or its source, may be neutralized by degenerative action of magnetic energy.

Combining or super-imposing of two or more frequencies of eloptic rays will

Explaining the Unexplained

produce a resultant complex frequency or eloptic ray similarly to the super-imposing of two or more electrical frequencies to produce a complex electrical resultant wave form. By pre-determining the resultant frequency characteristic or eloptic ray of any certain compound, alloy or other mixture of two or more elements and using it as a standard, an alloy or compound of similar composition as the known standard may be identified through "tuning in" on an Eloptic Analyzer to the resultant combination of emanations of eloptic rays. As an example, the analysis by the Eloptic Analyzer of two unknown liquids disclosed nine characteristic groupings within the molecule, four were common to both, but five were found only in one of the liquids. Comparison with spectrographic and chemical laboratory analysis disclosed the fact that one of the liquids was pure benzene and the other toluene, both of these hydrocarbons.

Elements or combinations of two or more elements may be effected by the bombardment of super-imposing of certain eloptic rays upon them. Certain combinations of elements have apparently been disassociated of opposite polarity, reversed phase angle or degeneration.

Some of the problems yet to be solved are:

A. Learn more about the best conductors and insulators of eloptic energy so better instruments may be built;

B. Develop a better method of indicating the presence of eloptic energy, (the present method depends upon the tactile sense of the operator and everyone is not sensitive enough to accurately operate the device);

C. Learn more about the laws by which the energy is generated, controlled, etc.;

D. Develop a more exact method of measuring the quantity of eloptic radiation from an element or specimen so as to better measure the mass or quantity of the content of the specimen.

The solving of some of these problems probably belongs in the field of the physical scientist but will require a change of present viewpoints and established ideas and an open-minded approach.

T.G. Hieronymus

Specimens and Standards

Since everything in our material world is made up of one or more of the 96 known elements, and every isotope of every element and every combination of these elements radiates a characteristic frequency of Eloptic energy, then everything in the material world can be a specimen for analysis as to its contents or parts or their

The Story of Eloptic Energy

arrangement. This is a very broad statement but so far we have not found anything that did not lend itself to analysis, limited only by the extent of our knowledge as to interpretation of findings or the availability of standards for comparison.

Before we can analyze anything, we must have a standard from which to start. This may be a very small quantity of an element in pure form that we can analyze and thus get the radiation frequencies of that particular element. We must do this for all the elements we expect to look for in the analysis of an unknown material, a material whose makeup we wish to know.

This has already been done for many of the elements, rather completely for some, in part for others. We have worked with over 40 elements and all respond in a similar manner.

Elements in combination can be used as standards for analysis. For example, pure distilled water can be used to find the frequencies from Hydrogen and Oxygen. We first analyze the glass test tube and the analyzer itself for all the frequencies radiating from the materials of which they are made and the amount of radiation from them. The test tube might have several elements such as boron, silicon, etc., and the instrument will have copper, aluminum, etc., but this does not bother at all. Next we analyze the water for those frequencies that show up over and above or in greater intensity than those from the empty instrument. The difference is in the water. Removal of the water specimen will quickly show whether the specific radiation was coming from the water or not. The procedure is relatively simple.

The radiations from the water will be found in two groups, one will be from the isotopes of Hydrogen, showing two stable and one radioactive, and the other group will be the isotopes of Oxygen, with three stable and three radioactive. Reference to standard handbook will show this to be the expected pattern of frequencies.

It is fortunate that all the elements radiate frequencies whose values are in the inverse order of the weight or contents of the nucleus. This is more fully described later. This phenomena makes it very easy to chart the various elements as to their position in the frequency scale. You know just where to look for the radiations from any particular element.

In the case of such elemental combinations as the hydrocarbon groups, it is not easy to observe the individual elements from the frequencies radiated, because of the complexity of radiations from the different molecular groups. The frequency group for carbon is easily obtained from a diamond or graphite.

After the individual elements involved have been carefully standardized or charted, the molecular groups must be charted for those combinations in which you are interested, such as, being able to quickly say whether a very small amount of

Explaining the Unexplained

toluene has contaminated what should be pure benzene.

Other types of standards have to do with quantity measurements.

Eloptic Energy

Each isotope of each of the elements that make up our material world gives off a radiation or emanation of energy. The writer has given this energy named "ELOPTIC," a word coined from electricity and optic, because the energy has some of the characteristics and obeys some of the laws that govern those two forms of energy in the electro-magnetic spectrum.

Eloptic energy is radiated from the elements at all times, under normal room temperature, without any special treatment such as irradiation, heating, etc.

Eloptic radiations are in no way to be associated with the ejection of Alpha or Beta particles or the emanation of Gamma Rays. Most scientists will deny the existence of such radiations because they have no way to "tune in" to them and because they never heard of any such radiations, just as the doctors of the French Academy a few years back denied the existence of bacteria as expounded by Louis Pasteur, and as other doctors denied the existence of such a thing as an organism that might be the cause of Child-bed Fever as preached and demonstrated by Semmelweiss, and for the same reason that newspaper editors in the United States refused to believe for nearly five years that the Wright Brothers had been flying a heavier than air plane. Someone in an "authoritative" position had said he didn't believe it, so the rank and file agreed with him, without trying it out to see whether it might be true.

All of the old physics books have been rewritten to eliminate the two famous old "Laws," The Conservation of Energy and The Conservation of Matter, that were set aside when Atomic Energy was discovered. This year's Nobel Award goes to two Chinese who disproved another old "law" of physics.

The first evidence of the existence of what is now named Eloptic energy, was observed by Doktor-Professor Desauer of Heidelberg University in the early part of this century. There have been many references to the existence of some form of energy and the writer has collected many newspaper clippings from all over the world news items.

The first attempts to harness Eloptic energy were very crude due to the lack of proper equipment with which to "Detect" the emanations and to "tune in" to them and sort out the various frequencies, one from another. This was the reason why many dropped the research into the subject, and why many denied the existence of such an energy after observing a few unsatisfactory "tests."

The Story of Eloptic Energy

The writer first became interested in the idea about 1919. Such apparatus as was available at that time was very unsatisfactory, yet it gave some results. One success out of a dozen failures was enough to indicate that there might be something to the idea. Research was started in a casual way and as the work progressed, there emerged certain apparent "Laws" of behavior. After years of work, it was found that Eloptic energy was conducted along light rays as well as along most electrical conductors. This accounted for many tests being discounted and written off as failures when the trouble was in lack of knowledge of the laws of behavior of the energy.

This is partially the reason why some scientists decided that there was nothing to the idea because tests were run under conditions that were not favorable. Discovery by the writer of the fact that Eloptic energy can be conducted along light rays made possible the discovery of the new method of "tuning in" to the energy with much greater accuracy and is the heart of the patented method of analysis used by the writer in all chemical analysis. This is the prism refractor unit that sorts out the various frequencies and allows the operator to pick up the radiation from one of the isotopes from an element containing several. Not only does each isotope of an element give off an energy radiation, but the entire element gives off a distinctive frequency that is the mean of the frequencies from that element. Also, a combination of two or more elements such as H_2O will radiate an additional frequency that is the mean for the molecular combination. There is a distinctive pattern of frequencies from such molecular combinations such as the hydrocarbons, benzene and toluene, the latter giving more frequencies due to the CH_3 radical. Fortunately, there is a distinctive overall frequency by which such an elaborate combination of elements can be easily identified.

This is very similar to the pattern shown on an oscilloscope when a very large number of frequencies are combined in an electronic circuit. There is shown a distinctive resultant frequency.

Carry this idea further, we find that complex combinations such as the tissues of the body of a human being, and animal or plant, will give off a distinctive frequency by which the particular tissue may be identified. Even entire organs will show a distinctive frequency for that entire functioning unit of the body.

Research has covered thousands of tests made of known tissues, both healthy and diseased and many disease cultures have been analyzed for the frequencies emanating from them. This has resulted in a list of hundreds of charted frequencies by use of which, many things can be learned about a body that is ill.

The effect of a drug on a tissue may easily be determined. By measuring the

Explaining the Unexplained

intensity of the emanation from the tissue, its relative condition as to vitality can be determined. Then, by introducing the energy from a drug into the instrument, the originally measured value will be either increased or decreased, depending upon whether the drug is compatible or not.

The same thing can be done in the case of foods. The general vitality of a person can be measured. Then first one and another of a list of food samples can be used to introduce the particular food frequency into the circuit and its effect measured. This is similar to the "Scratch" test except that it is not painful to the patient and takes a few seconds for each food tested.

In the case of such a condition as stomach ulcers, the ulcer frequency from the patient can be measured as to its intensity and then various foods can be tested to determine whether that particular food will aggravate the ulcer or not. While this does not constitute a "cure," it certainly can give relief to the patient while allowing the doctor to administer the proper drugs (which can be determined by similar tests) to alleviate the condition.

Eloptic radiations can be amplified and directed into a tissue to produce changes. The energy from a drug that has been found by test to be effective in a certain disease condition, can be radiated into the patient and it can produce the desired effect that might have been produced by administering the drug orally. This has been done successfully in thousands of cases. There are of course, cases that are too complicated and where all the factors are not known, when such results do not manifest, just as there are cases where the administration of a well known specific such as a drug, does not produce the usual, to be expected result.

One experiment that was successful several times involved the infection of Flu virus by fertile hens eggs. Several fertile eggs that had been incubated for nine days, were injected with a classical flu virus and returned to the incubator. During the following forty-eight hours, while under incubation, the eggs were subjected to certain Eloptic radiations designed to destroy the flu virus. At the end of the two-day period, the eggs were harvested and the fluid subjected to a precipitation test to determine the extent of growth of the virus. The tests showed the flu virus to either be destroyed or its growth arrested.

In the first of the egg-flu tests, four eggs were used. Before injecting the flu virus, a drop of the liquid just inside the shell of each egg was taken out to be used as our "specimen" from which to do our work. Then the eggs were each injected with the usual amount of virus, the hole sealed and the eggs put back in the incubator. There were only four eggs available so no controls were involved.

The specimen of the egg fluid was taken to our laboratory, placed in an

The Story of Eloptic Energy

instrument designed to amplify Eloptic energy and reverse its phase 180 degrees and broadcast it. The specimen became the connecting "link" with the eggs so the broadcast energy went only to the eggs from which the fluid was taken.

The eggs were injected at 1:00 PM and treatment was started at 2:20 PM. There was a break in treating from 8:50 PM to 10:30 PM, a period of 1 hr. and 40 min. This was due to moving the equipment to another location. When the eggs were harvested after 48 hrs. and the precipitation test was made, it was found that the eggs, all four of them individually tested, showed less flu than is ordinarily found when tested immediately after injection without the last 48 hrs. of incubation.

In the second test, 12 fertile eggs with good embryos were divided into two sets of 6 each, one to be treated and the other to act as controls. Specimens were taken from one set of 6 eggs, then all 12 were infected. Both sets of eggs were placed in the same incubator but on different trays, spaced about 3 inches apart, one above the other. The trays were of wood frame with bronze screen stretched on it.

The same procedure was followed in the treatment. At the end of the 48 hr. incubation period, the eggs were harvested and much to our surprise, there was only a trace of flu showing at a dilution of 1/40. There should have been a strong showing of flu in the control at 1/80. From past experience, we reasoned that the field of energy around the six treated eggs influenced the other six eggs, that the electrically connected screens on the bottom of the trays caused both sets of eggs to be equally influenced by the treatment.

The two virologists who ran the tests were afraid their virus pool had been spoiled in some manner. It was suggested that a fresh batch of eggs be run but without any treatment. This was done and the eggs showed flu reaction in the precipitation test at a dilution of 1/320. This proved that the virus was not defective.

In test No. 4, the eggs were injected first and the specimen taken out afterwards. This did not prove to be as satisfactory as taking the specimen before injection. The precipitation test showed flu at a dilution of 1/160 after 45 mins., which was much better than the No. 3 test without treatment where there was an immediate showing at a dilution of 1/320.

No. 5 test was a complete negative in that the eggs showed flu at a dilution of 1/320. After receiving the test results, an investigation was made to find out why there was no response to treatment. It was found that there was leakage in one of the blocking condensers in the amplifier. This had happened before on some other treatment work. The leakage was intermittent, causing the instrument to work fine at times and fail to work at other times.

No. 6 test was on 6 eggs to be treated and No. 7 test was to be 6 other eggs, all

Explaining the Unexplained

injected at the same time but placed in separate incubators spaced over 50 feet apart. Specimens were taken of both sets of eggs, in separate test tubes. After the 48 hr. incubation period, it was found that both sets of eggs had again been treated as the tests showed clear at dilutions of 1/20 on one set and 1/40 in the other set. Again it was attempted to determine why both sets of eggs responded to the treatment. Both incubators were supplied with electricity for the heaters from the same house wiring. Another and probably more important reason was found. When the No. 1 specimen was taken the writer was present and had the drops of the embryonic fluid placed on a small swab (cotton on wood stick) which was placed in a 12x75 mm culture tube for placement in the treating instrument without any further disturbance. In the other cases, the virologist used a 3/4 inch x 6 inch test tube with a gauze plug in the bottom. When the swab with the drops of embryonic fluid was placed in the large test tube, some of the fluid soaked into the gauze plug down in the bottom of the tube. The test tube being too large to use in the treating instrument, the swab was taken out and placed in a small culture tube. The large test tubes that had contained the No. 6 and the No. 7 specimens were both thrown in the garbage can just about the time treatment was started. The close proximity of the two saturated gauze plugs in the two test tubes in the garbage can could have caused the treating of one to effect the other.

These specimens act as if there is a "line of communication" between the specimen and the parent from which it is taken, whether it be a person, an egg, or in the case of a leaf from a tree. In the latter case, the leaf becomes the "specimen" and anything done to the leaf is immediately transmitted to the tree.

The important point is that something happened to keep the flu virus from developing in the embryo of the incubated egg. Tests made for the purpose always showed that there was nothing wrong with virus in the pool. When not treated, such injected embryos always showed flu growth.

Tests No. 8 and No. 9 were run to show that a photograph of the egg could be used instead of using the drops of embryonic fluid. Use of photographs in the past had been quite successful so no change was expected in the case of the egg-flu tests.

Not desiring to wait for the development of negatives, it was decided to try the use of a polaroid camera. A friend had such a camera. The eggs were placed on the ground (there were a dozen eggs in a carton) the photograph taken, and after the one-minute development period, the print was removed from the camera, the back of the camera closed and returned to the owner. The print and the eggs were taken to the virologist's laboratory and the six controls and the six to be treated eggs were injected. The control eggs were taken from a different dozen eggs and were not in

The Story of Eloptic Energy

the photograph.

After this run was found to be completely negative, in that both sets of eggs all showed full development of the flu virus in them, again we tried to find out the reason. Suspecting the trouble to be with the photograph, tests were made and it was definitely traced to the technique we followed that was responsible for the failure in test No. 8.

The Land Camera, the polaroid, was an all-metal cased device. When the photo of the eggs was made the energy route of travel was first from the eggs into the lens and to the negative, through the negative to the print which was used as the specimen. When the camera was closed up, the negative was in a completely shielded metal box and the line of communication from the eggs to the print was broken.

To prove this, many tests were subsequently made and the results were definite. Note the results in tests No. 12 and 13.

Tests No. 10 and 11 were not clear cut. The growth of the virus was not completely arrested as in some of the other tests, neither did the virus develop as in the untreated cases. We believe the cause was that specimens were taken of both the control group and the treated group and the specimen from the control group was left too close to the other specimen during the rest periods between treatments, resulting in the cross contamination between the two.

Tests No. 12 and No. 13 were made on six eggs each, No. 12 being treated and No. 13 being the controls. A polaroid photograph was again used. This time the film was removed from the camera to avoid the trouble experienced in test. No. 8. Previous tests had shown that there was about as much energy in the print portion as in the film portion, and as the film portion was more bulky, the print was used.

Some time just after tests had shown that the print was satisfactory to use, we received the telephone call that the eggs had just been injected, so we started the treatment. A short time later, the writer decided to clean up the laboratory and he collected several old polaroid films and prints and burned them. By mistake the film of the eggs under treatment was also burned.

It was the practice to make a check test by analysis every hour to learn the extent of the flu development as treatment proceeded. It was noted that the flu rates had dropped to zero. Nothing like this had ever happened before. A search was made for the negative to test it and it was then discovered that the film had been burned. The virologist was notified and tests No. 12 and No. 13 were cancelled. The eggs were not harvested, but were allowed to remain in the incubator.

While test No. 12 was not completed, we are positive that the flu would have

Explaining the Unexplained

developed to the full values as in test No. 3. We did, however, learn a most important fact. The line of "communication" cannot be broken or interfered with, between the specimen and the parent from which it was taken, without destroying the possibility of effective treatment.

There were were six eggs left over from those used in the No. 12 and No. 13 tests. They were divided into two groups of two good embryo and one fair embryo in a metal can and placed in the same incubator with the three being treated. The top was left off the can to allow the eggs to breathe (get fresh air). At the end of the incubation period, all were found to be treated. This was the best test of all made. The three treated eggs showed flu clear, that is, no flu at dilutions of 1/40, 1/20 and 1/20, each egg being tested separately. Two of those in the can showed 0 flu. The other showed none at 1/40 dilution. This was TOO GOOD to be true. Both virologists examined the results and there was no question about it.

From the above report of tests made, it should be evident that there is some merit to the method of treatment described. While all tests were not positive, several tests were positive beyond question. In those cases where there were negative results, there was always a reason found for the failure.

Some very important discoveries of the behavior of Eloptic energy in treatment were uncovered. There is much yet to be done but even at the present stage of the techniques employed, it is superior to anything yet developed by orthodox medical research as there is no known "cure" or effective treatment known that will combat the flu virus used in these tests. The writer was so advised by the two virologists who were always present at and conducted the tests above reported on.

These tests were run between November 3, 1954 and February 10, 1955.

T. Galen Hieronymus
1325 Orange Ilse.
Ft. Lauderdale, Florida

The Story of Eloptic Energy

LUKEMIA IN WHITE RATS

RATE		RAT		
		No. 20	No. 21	
9-49	Gen'l Vitality	27	42	
2-76	Heart	122	243	
92-83	Lungs	55	47	
3-82	Kidney	39	155	*
17-29	Liver	136	156	
45-29	Liver, Lft. Lobe			
44-41	Lymphatics	233	158	
4-95	Spleen	21	51	
35-92	Bone Marrow	17	52	
23-25	Chlorophyll	103	48	*
16-28	Pineal	216	148	
59-77	Thymus	150	48	*
6-87	Pituitary	32	153	*
74-65	Pituitary Ant.	23	37	
56-23	Pituitary Post.	122	151	
3-9	Adrenals	48	43	
33-39	Adrenals Cortex	31	39	
28-23	Adrenals Medulla	147	152	
6-81	Thyroid	31	47	
86-4	Parathyroid	148	244	
39-24	Parotid	59	45	
77-84	Stomach	58	152	*
16-25	Duodenum	37	33	
13-64	Gall Bladder	247	152	
9-70	Pancreas	43	39	
36-35	Pancreas Is. Long	156	47	*
8-72	Colon Wall	29	37	
3-8	Appendix	9	11	
5-91	Prostate, M.	136	152	
37-94	Testes, M.	142	155	
59-92	Breasts, F.	38	140	*
3-54	Ovaries, F.	132	146	
10-61	Uterus, F.	23	19	
5-62	Nerves	147	147	
26-41	Alkalinity	41	52	
34-84	Acidity	247	57	*
82-42	Sodium	29	50	
37-93	Chlorine	152	151	
3-23	Neurasthenia	237	248	
10-81	Menopause	23	11	

Two white rats were injected with Lukemia Virus June 9, 1954, in a virology laboratory, and we had an opportunity to get specimens from them and run tests June 15th, six days later. The following data indicates the effect of the virus on the organs and parts of the body. No attempt to treat was made.

NOTE: Those places are marked which show any difference in effect on the two rats.

Explaining the Unexplained

Kansas City, Mo.

On Thursday evening, June 6, 1946, our daughter began showing signs of nervousness and coughing. We were unable to get Dr. Gilkey that night, but the following day we took her to him and he gave us a prescription to get filled. Saturday morning the doctor came by and he decided she should be in the hospital. We took her to the children's hospital at St. Luke's.

Saturday, our boy, J.D., 3 years old, began to run a fever and started coughing. He was given a prescription which we had filled and he started taking. He showed no signs of improvement and on the following Tuesday he was admitted to the hospital. He was in the same room with his sister but showed no signs of recognition.

On Tuesday evening Sharylon died, in spite of the fact that Dr. Gilkey and the house physician had done all that they knew how to do. They had held consultation with other doctors, and we had called Dr. Walthall in for consultation Tuesday morning, but he said she was too far gone then. He said it was like calling a fire department after the building had burned.

We gave the doctors permission to perform an autopsy on Sharylon, so that they might find something that would help the boy. They said they would have to send specimens out and have them cultured as there was no place in Kansas City they could do it, and it would require three days.

Thursday morning I received a call from my superintendent, Mr. Bates, at Wilcox Electric, and he told me of a friend of Mr. Wilcox's who saw in the paper about our children, and had called him and told him he had an instrument with which they thought they could help our boy. There would be no charge for the use of their instrument or their services if we cared to use it.

I called this man and he explained as much as he could over the phone, and with what knowledge I had of radio I thought it might work. He told me it would not be necessary to bring the child to the instrument or take the instrument to the child.

Thursday evening after visiting hours at the hospital we got a specimen from the boy and went to see them. J.D. did not recognize us or anybody as we left the hospital, but just stared through his bed rails, with a high fever a little over 104.

We arrived about 8:30 P.M. and they immediately began to analyze the specimen. Within 30 minutes, without our telling them anything about the boy, they told us all the doctors had told us and also what the doctors told us about the disease three days later when the specimen they had sent to be cultured was returned. After the analysis they started treating the condition. They said when the boy started getting relief he would probably go to sleep and his fever would drop.

We called the hospital at 10 o'clock and the boy had gone to sleep.

The Story of Eloptic Energy

We left around 11 o'clock when they assured us the boy would be better in the morning. We stopped at the funeral home for a while and upon arriving home we called the hospital. It was 12:15 o'clock and the nurse said J.D. was still asleep, and they had not awakened him to take his temperature. We insisted they take it and they did. His temperature had dropped to 99.7 degrees. All through the night we kept calling the hospital, but the boy slept through the night and his temperature remained down.

Friday A.M. at 9 o'clock we went to see him and Dr. Gilkey had another doctor in to see him. Both seemed amazed. J.D. was swinging on the bed putting his feet through the bed rail guards. He said, "Daddy, I want a bacon and egg sandwich." Dr. Gilkey said, "I believe your boy is going to be all right." He gave him the food, the first he had eaten since entering the hospital. The only comment Dr. Gilkey ever made about his recovery was "things sometimes happen this way." We asked the hospital doctor if the blood they had taken from me and injected into his body (not into the veins) had brought about the change. He said "No, I think the Penicillin just started working." They had told us previously that if it did not work in 48 hours it would not work. We did not tell them what we had done.

J.D. was held at the hospital for further observation. He continued to improve and was released about a week later. It has taken a long time for him to throw off the effect of all the Penicillin he had taken.

Our children had never been sickly or ill up until the time they were attacked by this disease. One doctor told me it was this fact that caused them to be unable to overthrow this illness. Another blamed our children with having poor lungs, but the doctor who delivered our children said this was untrue, that our babies were perfectly formed in every way, and their health records up to this time proved his statement.

We know that the treatment our son received from this source saved his life, and we are equally sure had we known of it in time we could have saved our daughter.

We have since used these treatments on other members of our family for various illnesses and have received the same remarkable results.

Jesse & Nadine Reed

Note: The diagnosis made later by physicians was "Aplastic Anemia," in both cases.

ELOPTIC ENERGY

A form of energy has been uncovered, that until recently, had been overlooked by the orthodox scientific world. Because this energy has some of the characteristics of electricity and some of the characteristics of optics, a word has been coined for its name. It is ELOPTICS, and this name will be used to denote the energy throughout this article.

At the outset, it should be made very clear, that ELOPTIC energy is not ELECTRICITY. It is in no way to be considered as any form of electro-magnetic energy. It is not a projection of Alpha or Beta particles, neither is it any form of Gamma Rays. A few simple experiments will soon convince anyone that these statements are true.

Thales, in the seventh century, discovered static electricity, but it was not until the work of Galvani and Volta that there was any appreciable progress made toward utilization of the energy. It was not until the advent of the Flemming valve (two element vacuum tube) and the DeForest three element vacuum tube, that science found out what electricity really was. Then the use of electricity really started to skyrocket.

The same has held true for the development and use of Eloptic energy. It was probably first noticed when man started to think and emote. It got its first real start towards recognition in the early thirties, and it took the editor of a science fiction magazine to give it the publicity that has made a few, but very few scientific minded investigators realize that there might be something new under the sun. Thanks to John Campbell, we few who have struggled to find some of the laws of behavior of Eloptic energy now have an enthusiastic sponsor. This article is being written for the benefit of these scientists who, though few in number, still have the courage, while keeping one foot on the ground, to be willing to lift their heads into the clouds to see if there might be something hidden there. May the light of the pioneer shine forever.

Behavior Characteristics

Eloptic energy, just as does electricity and light, obeys certain apparent laws. A few of these laws have been discovered. There is much more work to do than has already been done. This means that the real investigator can have a field day. It has been definitely proven that each isotope of every element that makes up our material world radiates Eloptic energy. The radioactive isotopes seem to radiate Eloptic

The Story of Eloptic Energy

energy to a greater distance than the more inert isotopes. This distance varies from inches to a few feet.

Eloptic energy exhibits different characteristics, just as electricity can be static, dynamic, direct, alternating, have different wave shapes, and other similar characteristics. It can be conducted over certain conductors, insulated by certain materials, shielded, dissipated into the ground, radiated through "space," stored (much as a static charge in a condenser), generated, (as electricity is said to be generated), amplified or increased in intensity, and manipulated in many ways similar to the manipulation of electricity.

It can be refracted through a prism, focused with a lens, diffracted with a grating, reflected with a mirror, conducted along light rays and manipulated much as light is with similar devices. Strong light shining on an Eloptic energy device can dissipate the energy or draw it away from the device.

Eloptic energy can be "tuned" into. It acts as a radio wave in that it exhibits a characteristic of having a frequency. It will respond to variations of the three electrical characteristics of resistance, inductance and capacity. It can also be tuned into by adjustment of focal length of a lens and the angle of refraction through a prism. The latter method is the one employed in the analyzer built by John Campbell as described in the June 1956 issue of the magazine. The angle of refraction, measured from the face of the prism, is in direct proportion to the atomic weight of the element.

A magnetic field works on Eloptic energy much as it does on a static charge or an electric arc. X-rays and ultra-violet rays also effect Eloptic energy, destroying it or dissipating it. For hours, after the release of Atomic energy, such as setting off a bomb, Analyzers operating on Eloptic energy go really crazy. All effects are erratic and the releases from elements seem to be increased out of all proportion to the values normally obtained.

This may come as a surprise to some, but it is true nevertheless, emotional energy directed by thinking, also effects Eloptic energy. Practically nothing is known about the energy involved when we think or produce an emotion. We know that an emotion can produce a powerful effect upon the human anatomy, such as the glands that produce perspiration, tears, the release of Adrenaline, etc. Thoughts, coupled with some emotional energy can be projected by a person and the effect measured, by measuring or noting the effect on the radiation of Eloptic energy from certain materials or substances.

Eloptic energy effects everyone. Some people are much more susceptible to its effects than are others. Probably for this reason, some people cannot operate an

Explaining the Unexplained

analyzer (Eloptic radiation detector and measuring device), some others become excellent, accurate operators, and others are very erratic in the results they get from an analyzer. Generally speaking, the coldly analytical, methodical person does not become a good operator. Neither does a highly emotional person. All of this because of the probable effect that Eloptic energy has on them.

Detection

Various means have been used to detect the energy from the Analyzer. An early method was to connect the output of the analyzer to a "subject"—a healthy young person—and then percuss his abdomen. When the energy was coming from the analyzer, the sound would be different than when there was no energy.

One of the first derivatives from this method consisted in rubbing a glass rod over the abdomen of the "subject." The presence of the energy from the analyzer would then be indicated by a dragging or sticking of the rod. Next it was found that the operator could also act as "subject," by connecting himself to the Analyzer and observing the drag when the glass rod was rubbed over the inside of his forearm.

The next step was to eliminate the "subject" as such altogether. This was accomplished by using a glass plate under which was a sheet of gold leaf connected to the Analyzer. This plate was rubbed with the hand or fingers, giving a reaction similar to the glass rod and the operator's forearm.

Soon various other surfaces were tried and found to be satisfactory. One of the most effective was a strip of soft leather a half inch by three inches, saturated with India ink and coated with photographic retouching fluid. The only disadvantage of this surface was that it had to be renewed frequently.

From these experiments it emerged that a successful detection unit has two basic requirements: (1) it must either be conducting or have a conducting electrode or coil that will receive the energy from the Analyzer; (2) it must include a surface that is fairly smooth, but which exerts a certain drag when rubbed by the operator. The first requirement is fulfilled by either a coil or a metal plate situated under any suitable contact surface.

The second requirement is very well satisfied by the emulsion side of a photographic plate of film negative, and both of these are still used. The disadvantage of this type of surface is that it must be kept very dry, as moisture softens the emulsion and causes rapid wear. A more permanent surface is made by spreading many thin coats of lacquer on a metal plate. While this too will wear away, it can be made quite thick and therefore more lasting. A very sensitive and durable contact material is

The Story of Eloptic Energy

found in the plastics, such as Plexiglass. Either the clear or the black will work, but the black seems to be better. Other surface materials that have been used successfully are polished Bakelite or copper, stretched rubber sheeting, wood (either side or end grain), and wood-pulp paper.

Various adjuncts are often employed, either to make some of these surfaces work at all or to improve sensitivity. The most common of these are rosin, other resinous materials, talcum powder, oil of cloves (especially on the wood plates), powdered chalk, cotton or rubber finger stalls, a soft brush held in the hand, and zinc oxide surgical tape (sticky side out) on the operator's finger. Most modern instruments also are equipped with a heater under the contact surface.

An interesting sidelight is that a thin film of floor wax on the contact surface will absolutely prevent detection. Also, the least bit of chlorox or other fluid containing chlorine on the operator's fingers will completely deprive him of sensitivity—often for several days. Scrubbing the hands with strong soap likewise is bad. Even too much heat, as from the use of a flat iron, will desensitize the fingers.

It should be clearly understood that, in the light of our present knowledge the above apparatus cannot be termed a true detector—at least, not in the sense of a mechanism which is physically modified by X-energy in any way that can be registered purely mechanically. Some operators incline to the belief that such a modification definitely occurs, but as yet this has not been experimentally demonstrated. Other beliefs are that the plate merely reflects the operator's reactions, and that the ultimate detector is some mechanism in the operator himself, either neuro-muscular or psycho-neuro-muscular. But all are in agreement that the crying need today is for a purely mechanical detector.

1987 NOTE: None of the ideas advanced as solutions to this problem so far are solutions. Galvanometers measure the electro-static charge of the human skin. Computer circuits we have worked with not only are detrimental to human vitality, but work with them cannot be replicated successfully, which is one of the basic criteria of any measuring device for Eloptic Energy.

Eloptic Energy Instruments

The first instrument was the resistance type. It is subject to change because the resistance factor will not stay put, but it varies. The reason I went to variable condensers is because unless you hit it with a hammer, you cannot do much damage to it. It will not change.

Explaining the Unexplained

The word "stabilize" is completely misused now. It's very much like taking all the different shapes like the pyramid, cones, and tetrahedrons, and magnets that have an effect energy, and putting them all together because you think that if one is good, a whole lot of them will be better. Then you can get yourself in trouble! It's like the story about the general who got on his horse and galloped off in all directions. That sounds silly but many people do just that. You had better concentrate on one thing, and try to hold onto it. I have a tape somewhere in which properties of magnets are discussed. When we speak of resistance methods, we are speaking of resistance type instruments as opposed to the variable resistance type.

I can show pictures of resistance instruments I built. I discontinued building them because I know their frailty and shortcomings.

During WWII, I had a workshop in my basement. I hired two men who worked for an aviation company to work there after their regular working hours for 4 hours every evening. A number of doctors found out I had a workshop. When one of them had trouble with his instrument he would send it to me with the request to fix it and put it in good working order. I had the two workmen fix it. The word got out and then doctors were sending me instruments, several at a time. When the instrument came in, it was listed in a notebook by doctor's name, address and number. Then when the instrument was taken apart, all the things wrong with it were listed in the notebook, and when it was repaired, a list of all the things found to be problems, all the materials used and hours spent repairing it were written in the notebook, so I could bill the doctor for the repairs. Today I find this old notebook interesting because it tells of all the troubles that my employees found wrong with these instruments. What is remarkable is the great number of instruments we repaired. All of these were resistance type instruments.

A magnet in itself does nothing but concentrate energy. If a healer wants to concentrate, and has no other method, a magnet held in the hand, with the north pole extended, will collect the healer's own energy, intensify it into a beam. The magnet in itself is doing that.

The best illustration of that point is this: Take a lens out into the sunlight. If you hold a paper up into the sunlight, then the sunlight can be focused on that paper until a little bit of light touches the paper in its own way. If a lens with three square inches of surface is focused on the paper, you can then set that paper on fire by focusing the sunlight on the paper. By doing this, the energy of the sun in a three-inch-square area has been concentrated down into a point.

The earliest type resistance instruments were manufactured with sticks of carbon built in, with wires soldered on to the ends. Amounts of resistance the

The Story of Eloptic Energy

instruments were capable of were indicated by spots of varying colors (code) painted on. There were black and brown spots, then a spot of color, then three colors indicating the resistance.

There are three types of resistances available on the market. If a resistance has no color code painted on it, it is within plus or minus 20% of accuracy. That means that in 100 ohms, resistance would be anywhere from 80 to 120. That's a terrific range.

The next are the silver bands. If a resistor has a silver band around it, it is plus or minus 10%. That means that a 100 ohm resistance would be somewhere between 90 and 110, which is still too much for error.

If it has a gold band then it is plus or minus 5% and that means it ranges from 95 to 105. This 20% type costs a certain amount. The 10% type probably costs 5 times as much to buy, and the gold band will probably cost 10 times as much as this cheap one. Cheap ones are quite inaccurate.

Resistance instruments usually have many dials in a row, with three rows. They were put together in the decade fashion. They were all of one size, supposedly, but usually in the 100 ohm place you would find something else and the 100 ohm location had been changed. These would be made up, then fastened in the panel, the nuts screwed on, and then the terminals soldered. Careless construction!

The Specimen

The specimen use in both analysis and treating is most important. Improperly obtained, it can result in undependable results.

In the case of a human being, the specimen can be: a bit of blood on a piece of sterile paper or cotton, a bit of urine, saliva, perspiration or a few strands of hair. There are other types of specimens that will work but these will give the idea.

It is most important not to contaminate the specimen or destroy it by mishandling. A common mistake is e.g., with a 'Q' tip with saliva, placed in a test tube. So far this is quite good, then, the operator or someone else picks up the test tube in their bare fingers and deposits their perspiration on the outside of the test tube. Now, when the operator attempts to run an analysis on the person whose specimen is on the inside of the test tube, the operator is also getting the emanations from the one who handled the test tube, and thus, a wrong analysis will probably result.

The preferred specimen is for it to be inside a test tube. Here again, the contents of the test tube glass can be important. Most of the "soft" glass used in laboratories has lead in it that can be destructive to correct analysis. It has proved to be worthwhile to use only Pyrex test tubes. The contents will not be so apt to effect the

Explaining the Unexplained

analytical results and at least, all specimens will be effected the same way. Remember that everything in the universe is emanating a form of energy.

The specimen test tube should be kept away from "X" Rays, Ultraviolet Rays, and very strong light or heat, and most of all, away from Magnetic fields.

All of the above applies equally to specimens from plants or other animals. In the case of work with trees, a leaf from the tree can be placed in a test tube and it will work well. In some cases, where there is a disease of the leaves, it may be desirable to take a leaf that shows disease, such as a blight and carve out the affected part for one specimen and in another test tube, should be placed a new small leaf that does not seem to be showing the disease. In this way the disease can be isolated from the natural normal part of the plant.

When working with micro-organisms such as nematodes, it is important to get the organism that is to be analyzed free from contamination from other similar sized organisms. There are special techniques for 'washing' even micro-organisms.

A wrong analysis can be made from a properly made specimen, if the proper procedures are not followed; e.g., a mother comes to the doctor's office with a small crying baby. The doctor takes a proper specimen from the baby such as saliva on a 'Q' tip and puts it in a test tube. Then, because the baby is in pain or is in distress, the mother wants to hold the baby in her arms. All emanations from the baby are mixed with those from the mother and the doctor gets a hodge-podge of emanations from the specimen until he makes the mother lay the baby down on a table or other place where there are no contamination emanations.

There is no Magic involved. It is just following the laws of operation of Eloptic Energy.

My set of "pure" specimens contains over 40 of which about 35 have been run for angle or refraction (the others have only recently been added). This list covers most of the water from Lithium, No. 3, to Thorium No. 90 with several sets of at least five elements in a row.

My plan is to show that all elements refract at a different angle and in the order of the weight of the nucleus of the isotope tested; that several people can get the same results from the same instrument; that several instruments can be made that will work alike (show the same angle within half a graduation); that all instruments will differ if the angle of the prism is different or if the angle of incidence is different; and a few other things that may come up.

Now about this work here. I have been giving a lot of thinking to the subject. Remember when penicillin was first discovered, there was a lot of argument in medical circles. It is the first medicine to be accepted that would not work in a test

The Story of Eloptic Energy

tube, but would work only in a host. Germs and penicillin will get along well together in a test tube and the germs will thrive. Put the germs in a human being and then inject the penicillin, and it goes to work and kills the germs.

If just a poison is all that is necessary in our work, then a violent poison like DDT or arsenic should do the trick. It does not. Armstrong proved that. We have proven it many times. There are other factors involved and I am trying to uncover them.

There have been many books written about the AURA that surrounds people. Our modern religions do not accept many of the things that were generally accepted throughout the world at one time and are still accepted by more people than there are who do not. Those who have studied the subject agree that plants and all animals also have an aura surrounding them. This is a force field of some kind that has certain properties. One of the properties is its ability to shut out certain unwanted vibrations. Let's consider this as it might affect our work.

Recently, while using wevils in spaghetti, we had some interesting if "not what we wanted" results. We tested some wevils against reagents and found one that showed a solid zero vitality. I took the jar of at least fifty wevils out in the sunlight, opened the top of the large mouth jar and quickly took a photograph. I put the photograph and the reagent that tested zero in a treating instrument. To test the results overall, I took the jar of wevils in to another instrument and tested the entire jar. It showed zero vitality.

This indicated that some radiation was keeping the vital reading or radiation of the wevils from getting into the test instrument where it would have been measured. I thought we had it whipped until, after several days and many tests that showed the same zero vitality from the jar of wevils, we noted that the wevils seemed to be as lively as at the start. When the treatment was turned off, the vitality of the wevils jumped up and showed normal.

We have tried several variations on this and it came up the same every time. We had the same results with fly larva. Each time we were treating the larva or the wevil with what tested to run the vitality of the pest to zero. And still they lived.


We eliminated the possibility of the instrument being out of order by treating ourselves or others with definite positive results. Our pet, Boots, would not eat, his whiskers were drooping, his hair was lusterless, and he exhibited other indications that he was sick. With a few treatments he was okay again. This was enough to indicate that the instrument was getting results.

Just the other day after months of getting absolutely nowhere, I decided that we must not be attacking the problem from the right standpoint. I have eliminated the trouble with the photographs. I know that we can get results with the OLD polaroid

Explaining the Unexplained

prints. We have treated trees that were dying and had them start new leaves and blooms, using a photograph to treat with but using a new leaf each time when actually testing. e.g. We would take a leaf from a tree and test it for several things such as vitality; 14-64; 15-42; and other rates that indicate diseases, toxins, vitality etc. Then we take a photograph with the old polaroid film, put the photo in a treating instrument and treat with what was indicated for the conditions found. After a few hours, another leaf would be taken from the tree and tested. The results were noted. The treatment was continued for several days with the interim tests showing that the tree was responding. Then it was noted that new leaves were forming, buds developed and then blossoms showed.

With the leaf from the tree in one instrument and the photo in another instrument, one in the house and the other in the lab., the test showed a vast difference before the treating instrument was turned on and after it was started. In this way we could tell whether the photograph was working OK or not.

Adding up all these items, I came to the conclusion that we have been on the wrong tack. When we got results, it was always when the pest was either in the plant feeding on it or was fed with leaves from a plant that was being treated. In other words, we do not know of any time when we had results except when we treated the plant that the pest was feeding on, just as the germs did not die with penicillin in a test tube, but did die when the host was involved. 

In this way, treating the plant to make it poisonous to the pest may mean that making a plant more healthy is the best way to eliminate its pests. We do know that healthy people can throw off disease or be immune to disease, while unhealthy people go down under it. On the other hand, we know that if we can get something into the plant that the pest will feed on that the pest does not like, it may be the means to get through that AURA or force field to the pest and thus destroy the pest. We cannot get through direct. Think about this a little.

Elements in Combination

Since everything in our material world is made up of one or more of the 96 known elements, and every isotope of every element and every combination of those elements radiates a characteristic frequency of Eloptic energy, then everything in the material world can be a specimen for analysis as to its contents or parts or their arrangement. This is a very broad statement but so far, we have not found anything that did not lend itself to analysis, limited only by the extent of our knowledge as to interpretation of findings or the availability of standards for comparison.

The Story of Eloptic Energy

Before we can analyze anything we must have a standard from which to start. This may be a very small quantity of an element in pure form that we can analyze and thus get the radiation frequencies of that particular element. We must do this for all the elements we expect to look for in the analysis of an unknown material, a material whose makeup we wish to know.

This has already been done for many of the elements, rather completely for some, in part for others. We have worked with over 40 elements and all respond in a similar manner.

Elements in combination can be used as standards for analysis. For example, pure distilled water can be used to find the frequencies from Hydrogen and Oxygen. We first analyze the glass test tube and the analyzer itself for all the frequencies radiating from the materials of which they are made and the amount of radiation from them. The test tube might have several elements such as boron, silicon, etc., and the instrument will have copper, aluminum, etc., but this does not bother at all. Next we analyze the water for those frequencies that show up over and above those from the empty instrument. The difference is in the water. Removal of the water specimen will quickly show whether the specific radiation was coming from the water or not. The procedure is relatively simple.

The radiations from the water will be found in two groups, one will be from the isotopes of Hydrogen, showing two stable and one radioactive, and the other group will be the isotopes of Oxygen with three stable and three radioactive. Reference to standard handbook will show this to be the expected pattern of frequencies.

It is fortunate that all the elements radiate frequencies whose values are in the inverse order of the weight or contents of the nucleus. This is more fully described later. This phenomena makes it very easy to chart the various elements as to their position in the frequency scale. You know just where to look for the radiations from any particular element.

In the case of such elemental combinations as the hydrocarbon groups, it is not easy to observe the individual elements from the frequencies radiated, because of the complexity of radiations from the different molecular groups. The frequency group for carbon is easily obtained from a diamond or graphite.

After the individual elements involved have been carefully standardized or charted, the molecular groups must be charted for those combinations in which you are interested, such as being able to quickly say whether a very small amount of Toluene has contaminated what should be pure Benzene.

Other types of standards have to do with quantity measurements.

Explaining the Unexplained

Naturally, as time goes on and research is continued, many additional uses for Eloptic energy will be uncovered. We already know that Eloptic energy can be generated or picked up from a natural source, filtered, amplified and directed into a tissue of the human body, a plant or animal to produce certain desired effects.

Refraction

When the Eloptic energy from an unknown material is caused to refract through a proper prism, it behaves in the same manner as energy from the visible portion of the spectrum, except that the angles of refraction are much more acute.

It must not be inferred that Eloptic radiations and visible light and ultraviolet radiations are the same or related because they all may be refracted through the same prism or that the frequencies are related. Eloptic radiations will behave similarly to the radiations of the electromagnetic spectrum in some respects and entirely different in other respects, showing that they are probably not the same energy at all.

A 31.5° glass prism with an index of refraction of 1.505 was used in one experiment. Eloptic energy from a number of elements was caused to enter the prism at an angle of incidence of 5.5°.

Using the face of the prism as "0" carbon (element No. 6) refracted at an angle of 18.25° to the face of the prism, and bismuth (element No. 83) at 48.25°. Later, hydrogen was found to refract through at 16.45°, a range of 31.8° for 83 of the elements of the material world.

Another arrangement employing a 24° prism with an angle of incidence of 17° showed hydrogen at approximately 7° from the face of the prism, and bismuth at 62.3°, or a range of 55.3° for the same 83 elements.

A 19° black plexiglass prism of 1.487 index of refraction with an angle of incidence of 19° allowed bismuth to refract through at approximately 65.7° and carbon at 12.15°. All of the angles were measured with a protractor in a somewhat crude way because of the construction of the apparatus, but they are very close to being correct.

If a 90° arc is drawn with the center at the point of Eloptic energy emergence at the face of the prism, between a line projected out in the direction along the face of the prism, it will be found that all of the radiations are refracted out in this quadrant (see Prism Refractor sketch). If the arc of the quadrant is divided into 1600 parts with "0" on the line extending along the face of the prism and 1600 on the line perpendicular to the face of the prism, then it will be found that with a certain apparatus arrangement, one of the isotopes of beryllium (Atomic No. 4) refracts through at

The Story of Eloptic Energy

approximately 186 on the scale and that bismuth (Atomic No. 83) refracts through at 1097 on the scale, and all of the other elements and their various isotopes refract through in their proper relationship, the one having the lowest nuclear weight indicating a higher frequency and a more acute angle of refraction, and the one with a heavier nuclear weight indicating a lower frequency and emerging at a less acute angle. The tests show that Eloptic energy obeys some of the laws of refraction just as does the visible portion of the electromagnetic spectrum.

Quantity

There are several methods that can be employed to measure the "quantity" of material in a specimen. In reality, we measure the intensity of the radiation, and since the intensity is to some extent dependent upon the quantity of material, we can get an idea as to the amount of material in that way.

The simplest method is to introduce resistance in the circuit until there is enough to block out or cause the Eloptic energy to stop reaction at the plate. The amount of resistance required is a measure of the intensity of the radiation.

There is an important factor about radiation that must be considered and that is, that the radiation varies with the surface exposed. If you take a given amount of an element in one chunk such as e.g., cadmium melted into a round pellet, it will indicate a certain amount of radiation. Then if you grind it up into a very fine powder and mix it with some inert material such as chalk, it will show a greatly increased amount of radiation. It seems that the radiation is released from the surface, and the greater the surface exposed, the greater the radiation indicated.

Again, standards are indicated. Test specimens of different forms of the material to be tested can be made up for reference in exact quantity measurement.

Substantiation

At this point, the scoffer usually says, "That's all bunk!" Suppose we digress a moment and see to whom he directs his verdict of "bunk."

Dr. Robert A. Millikan, former president of the California Institute of Technology and Nobel prize winner in physics for this work of weighing the electron, once was speaking before a joint meeting of technical societies. He showed a large number of slides, the last of which was a smooth curve with "f" along the left margin and "e" across the bottom. He said, "Some day we will find that each of the elements (e) of material matter vibrates at a frequency (f), each different from the other."

Years later, Dr. I.I. Rabi of Columbia University won the A.A.A.S. prize for his work on nuclear resonance. Quoting from Science News Letter for January 6, 1940, on this work, we read, "Atoms can act like little radio transmitters broadcasting on ultra short waves."

ELOPTICS in Criminology

Dial setting	Body Tissue	Specimen evidence	Specimen suspect
9-49	Vitality	53	53
2-76	Heart	42	41
92-83	Lungs	56	54
3-82	Kidney	38	39
17-29	Liver	143	133
44-41	Lymphatics	133	138
4-95	Spleen	36	44
35-92	Bone Marrow	128	136
23-25	Chlorophyll	54	52
16-28	Pineal	177	131
59-77	Thymus	124	126
6-87	Pituitary	47	47.5
74-65	Pituitary Ant.	131	131
56-23	Pituitary Post.	47	31
3-9	Adrenals	129	145
33-39	Adrenals Cortex	54	48
28-23	Adrenals Medulla	134	134
6-81	Thyroid	39	34
86-4	Parathyroid	135	133
39-24	Parotid	54	55
77-84	Stomach	129	132
16-25	Duodenum	53	48
13-64	Gall Bladder	127	137
9-70	Pancreas	126	136
36-35	Pancreas Islands of Lang.	53	52
8-72	Colon Wall	137	152
3-8	Appendix	36	43
5-91	Prostate, M.	129	152
37-94	Testes, M.	48	43
59-92	Breasts, F.	-	-
3-54	Ovaries, F.	-	-
10-61	Uterus, F.	-	-
5-62	Nerves	54	54
26-41	Alkalinity	132	133
34-84	Acidity	112	128
82-42	Sodium	56	53
37-93	Chlorine	48	47
3-23	Neurasthenia	53	51
10-81	Menopause	-	-

One of the assistant district attorneys in a city was interested in finding out whether ELOPTIC energy might be used in crime detection.

A young woman had been raped and in leaving the room through a screened window, the man left a small bit of flesh and some hairs, caught in the screen wire.

Six suspects were being held for investigation. The lawyer obtained saliva specimens from each man and brought them and the "evidence" to our laboratory.

Five of the suspects were easily eliminated. The analysis of the sixth man and that from the "evidence," the flesh from the screen, are shown here.

NOTE: The difference in values is the result of the time lag between when the two tests were run, about 15 min.

However, a definite pattern is evident.

While not legal evidence, the authorities were able to obtain a confession.

Eloptic Energy

A form of energy hitherto generally unknown has been discovered, and a basic patent has been issued covering its use.

The name Eloptic has been coined and assigned to the energy. The word is taken from the first two letters of electricity and the word optic, because the energy has some, but not all, of the characteristics of both those forms of energy.

Eloptic energy radiates from or is in some manner given off from, or forms a force field around, everything in our material world under normal conditions at ordinary room temperature and without any treatment of any kind. Each element and combination of elements that make up our material world gives off this energy; however, the energy from each element differs in frequency from the radiation coming from every other element. Thus, we have a means of determining the contents of an unknown material by analyzing the radiations from it without in any manner destroying or disturbing the object or material in question, or having to excite it in any manner.

Eloptic energy obeys certain laws just as does electricity, heat and light, and we have uncovered many, but not all, of these laws and have learned much about the utilization of Eloptic energy.

Just as electricity in its infancy had few uses because little was known about conductors, insulators, and the laws governing the action of the force, so is the use of Eloptic energy today limited only by available knowledge.

We have barely scratched the surface of the possibilities; however, there are quite a few uses that have been developed and much is already known about the behavior of Eloptic energy.

We have identified the radiations from over one-third of the elements of material matter; the ones easily obtained in relatively pure form such as beryllium, carbon, magnesium, aluminum, iron, copper, zinc, silver, tin, tantalum, platinum, gold, lead, bismuth, etc. Carnotite ore has been analyzed for radium and uranium. Many ore samples have been analyzed to determine the various elements contained in them, and the findings have been verified by more extensive chemical spectrographic or other analytical methods.

Combinations of two or more elements give off a characteristic frequency of radiation by which the combination may be identified. For example, hydrocarbons such as benzene and toluene have been analyzed and the findings verified by spectrographic and chemical analysis.

Eloptic energy can be verified by spectrographic and chemical analysis.

The Story of Eloptic Energy

Eloptic energy can be conducted along light rays, focused with lenses, refracted with a prism and its effect implanted upon photographic film.

An aerial photograph film taken at several thousand feet elevation can be used to determine the condition of trees or plants over a large area.

The apparatus can be set for any elements such as DDT residue, a stylus placed on the spot on the film to be analyzed, the energy implanted on the film can be picked up by the stylus, conducted through the instrument, and if there is the Eloptic energy of DDT on the film it is evident that there was DDT radiating the characteristic DDT frequency even though not visible to the eye.

Plants can be analyzed to determine whether the root, stem, or fruit contains the elements necessary for proper nutrition, such as iron, copper, manganese and other trace elements. The plant or fruit can also be analyzed to determine whether it contains arsenic or other poisons from sprays.

Fertilizers, sprays and poisons can be checked to determine their effect upon the plant or tree. Those substances to which a plant is allergic and those which are compatible can be quickly identified.

Thus far, only the analytical phase of the utilization of Eloptic energy has been discussed, and that only in a very limited way; but it should be evident that Eloptic energy has desirable applications in the fields of:

1. Laboratory Chemical Analysis
2. Mining
3. Prospecting
4. Medicine
5. Nutrition
6. Animal Husbandry
7. Horticulture

Patents

Patents covering the use of this energy have already been issued in the United States, Canada and Great Britain, and other patents are on file in the United States patent office.

There have been two assignments made from the United States patent. The use of the energy for diagnosing, etc., in the medical field for human beings, and in the chemical laboratory analysis of liquids, alloys and compounds has been assigned to a corporation of Missouri known as Radiation Laboratories, Inc.

Explaining the Unexplained

All the other many uses under the United States patent and the entire coverage of the Canadian and British Patents remains the exclusive property of the inventor.

Radiation Laboratories, Inc.

This Missouri Corporation was organized for the purpose of obtaining the additional financing deemed needed to continue research in the development of special apparatus to sell to the medical field and to the chemical laboratories.

It was set up as a complete coverage corporation that can engage in any legal form of business, with \$100,000.00 of Capital stock of \$100.00 par value each and approximately \$73,000.00 is paid up. The inventor took 51% for the patent assignments.

This corporation started business in 1948 and developed equipment and sold it to doctors. The approximate gross business for the first three years was \$16,000.00, \$35,000.00 and \$60,000.00. Then it dropped to \$10,000.00. This seems to be a result of the fact that the medical fraternity did not approve of the idea and doctors were afraid to use the equipment on that account.

Those doctors who do not come under the rules of the American Medical Association, who bought our equipment, have used it with, in many cases, very unusual results. (This from letters received from some of them.)

Because of this situation, it was decided to stop the manufacture of the equipment in June 1951. Since that time our efforts have been to interest the chemical laboratory field and continue further research on refinement of both equipment and technique of operation.

Future Plans

As a result of experience to date, it is felt that we should enlist the aid of some one or some group who have vision, organization ability and the financial resources to take over and direct the activities.

The possibilities covered by this discovery are so great as to stagger the imagination, both for humanity and financial return. Much work remains to be done in research and development of uses and equipment. It is the idea of the inventor that if he can be relieved of the financial and operational duties and spend the last of his life his time in research, it will be utilizing talents to the best advantage.

There has been practically no publicity given to the discovery of the Eloptic energy. This was desirable while the patents were being obtained. Since the release

The Story of Eloptic Energy

of information will probably produce some violent reactions in the scientific world, it has been the advice of those who should know, that the stage be properly set and that the releases be through men in the scientific world whose integrity is unquestioned, so as to avoid the undesirable results of adverse criticism and publicity. We have carefully followed this advice; however, we feel that we have progressed far enough in research and development of equipment that we are now ready for the right kind of publicity.

Bibliography on Mitogenetic Radiation

- Castaldi L. Stato attuale delle questioni sull'effetto Gurwitsch
Atti 4. Congr. naz. Radiobiol. 173-184 (1940)
- Jeanneney, Wangermex et Ladignac. La detection des rayons mitogenetiques per les anneaux de Liesegang. Presse med. 1941 I, 456-457
- Pesotchensky B. La reaction de l'irradiation mitogenetique et la reaction d'extincteur dans la castration. Akus.i.Ginek. NR. 3/4, 8-10 (1940) (Russian).
- Tscherniewskaja N. Les radiations mitogenetiques du snag comme methode de diagnostic precoce du cancer. Chirurgija Nr. 1 89 (1940) (Russian).
- Lozman. L.A. Mitogenetic radiation of the blood and cerebro-spinal liquor in patients affected with chronic epidemic encephalitis. Arch. Biol. 59 Nr. 3, 41-44 (1940) (Russian).
- Salkind S.I. et M.B. Novikov. L'eteigneur de la radiation mitogenetique dans las organes de l'animal cancreux. Acta med. URSS 2, 127-131 (1939) Arch. biol. Nauk 51 Nr. 3, 45-55 (1938).
- Siebert W.W. und H. Seffert. Die Blutstrahlung und die Rusloschung mitogenetischer Strahlund bei Krankheiten. Blochem. Seitschr 301, 307-314 u 436 (1936).
- Kapralov A.A. Mitogenetische Strahlen und die Moglichkeit ihrer Anwendung in der Tierheilkunde. Sovet. Vet. NR. 12, 50-53 (1939) (Russisch).
- Barth, Hans and O. Glasser. Further studies on the problem of mitogenetic radiation. Radiology 33, 25-33, 1939.
- Novikov M.B. The effect of extirpation of cancerous tumors on the presence of the extinguisher of mitogenetic radiation in the blood and organs of the white mouse. Arch. biol. Nauk 51, NR. 3, 56-63 (Russian).
- Gurwitsch A. und L. Burwitsch. Deutung der mitogenetischen Strahlung also "sensibilisierte" Fluorescenz. Acta physicochim. (Moskva) 10. 719-724 (1939).
- Burwitsch A. et L. Gurwitsch. Rayonnement mitogenetique de degradation. Bull Biol. et Med. exper. URSS 4, 59-460 (1937)

Explaining the Unexplained

Belov G. Stationary waves of mitogenetic radiation of the nervous trunk. Arch. biol. Nauk 47 Nr. 3, 1436-151 (1937).

Nudolskaja O.E. Diagnostic von Krebs und seiner Initialerscheinungen der weiblichen Geschlechtsorgane mit der Methode der mitogenetischen Strahlung. Akus. i. Ginek. Nr. 9-10, 39-45 (1937) (Russian).

Hollaender A. The present status of mitogenetic radiation. Radiology. 32404-410 (1939).

Chastine N.P. Über die Rolle der Ovarien in der mitogenetischen Strahlung des Blutes. Chirurgija Nr. 9, 144-146 (1938) (Russian).

Jeanneney, Wagnermez, Ladignac et Labail. La radioactivite des tissus neoplastiques. Valeur des anneaux de Liesegagn comme systeme detecteur. Arch. Electr. med. 46, 230-256 u. 257-264 (1938).

Gurvish a. and L. Burvish. The "extinguisher" in cancerous blood, its importance for diagnosis, and the "Anti-extinguisher." Arch. biol. Nauk 51, Nr. 3, 40-44 (1938) (Russian).

RADIATION

LABORATORIES, INC.

January 3, 1948

EXPERIMENTAL SPECIAL DATA BULLETIN

VOL. 1 - No. 1

WEIGHT CONTROL

There is what we believe to be a part of the liver which, when properly stimulated, seems to have a decided effect on the weight reduction of an overweight person. It comes at 12.5 - 31.5 on the Electro Biometer.

In thin people it normally will show an intensity reading higher than the normal vitality rate (9-49). In fat or overweight people it will show an intensity value lower than the normal vitality.

Procedure: Treat for three to five minutes daily with the dials set at 12.5 on the left hand dial and 31.5 on the right hand dial. (Note that the left hand dial pointer must be halfway between 12 and 13 and the right hand dial pointer must be halfway between 31 and 32.

One patient lost seven pounds during the Christmas holiday season in spite of Christmas dinner and several days of overindulgence of sweets, etc. There were no ill effects of any kind from the treatment; the patient felt fine; the flesh is staying firm and there are no other unusual discomforts such as flabbiness, tiredness, excessive

The Story of Eloptic Energy

desire for food, etc. There was no effort made to diet or in any way control or reduce the food intake. There has been no noticeable effect on the stomach or digestive system. The excessive fat just seems to be slowly melting away.

There are absolutely no claims of any kind to be made for this procedure at this time. The theory was advanced first by a doctor in Pennsylvania and to him go the orchids. Inquiries will be directed to him if desired.

You are requested to try this procedure and report your finding and results to us that we may incorporate them and publish them at a later date. The information given in this bulletin is experimental and for professional use only.

Louise Hieronymus, Technician.

RADIATION
LABORATORIES, INC.
February 16, 1948
EXPERIMENTAL SPECIAL DATA BULLETIN
VOL. 1 - No. 2
CONSTIPATION

For professional use by those doctors who are properly qualified.

We have had many favorable comments on our first experimental bulletin on "Weight Control" and we wish to take this opportunity to thank the doctors who took time out from their busy practice to write us. Our purpose and desire is to pass along that information and those rates which have been tried and proven, or are being experimented with by doctors in the field who use our type of equipment.

Since there have been so many requests for information and rates on the treatment of constipation, we have decided to discuss that subject in this bulletin.

Some of our doctors tell us that they are getting excellent results with the simpler cases of constipation by treating on 9-70 (pancreas); 13-64 (gall bladder); and 8-72 (colon wall). The length and frequency of treatment must be determined by the doctor in each individual case; however, a five-minute treatment on each of these rates seems to be producing desirable results. (With older types of instruments the treating time may have to be increased.)

As a supplement you might have your patients drink one or two glasses of warm water each morning upon arising. For best results use an exact pint of water as hot as can be taken, to which has been added an exact measuring teaspoon full of salt. There are, of course, more serious cases of constipation which will require a careful study before attempting treatment. Such cases should be completely analyzed on the Electro Biometer and a careful diagnosis made.

Explaining the Unexplained

No claims are made for any of the data, rates, or methods covered in these bulletins. The information must be considered as experimental in nature and should be followed only after you have given careful consideration to the many factors involved in each specific case.

We welcome your comments and ideas on these bulletins and will appreciate receiving your suggestions for future issues.

Louise Hieronymus, Technician.

RADIATION

LABORATORIES, INC.

March, 1948

EXPERIMENTAL SPECIAL DATA BULLETIN

VOL. 1 - No. 3

FEVER

For professional use by those doctors who are properly qualified.

In the past one of the most difficult tasks which confronted the doctor was to determine the cause of fever. Thanks to the advent of the Electro Biometer this task is not nearly so difficult because our doctors tell us that in many cases involving fever, the basic infection may be found in the spleen.

The procedure is to set the right hand tuning dial on your analyzer at 95 (the location rate for spleen) then set the left hand tuning dial for first one, then another of various infections, testing each until one or more infections are found that give fairly high readings as measured on the intensity dial. The single dial setting for some of these infections are 2 - Virus Pneumonia; 4 - Malaria; 10 - Undulant Fever; 14 - Meningococcus; 38 - Flu; 42 - Tuberculosis; 48 - Virus "X"; 68 - Flu or grippe, etc. As an example, Virus "X" in the spleen may be found by setting the tuning dials at 48-95. Undulant Fever in the spleen would be at 10-95.

After you have looked for all of the usual infections and do not find any which show high readings of intensity, then try the following:

1. Set the right hand dial at 95.
2. Set the intensity dial at some value above the vitality reading, e.g., at 20.
3. While trying for a reaction on the plate, slowly rotate the left hand tuning dial from "0" up until a reaction is noted.
4. Leave the dial at the point where the reaction was noted and measure the intensity.
5. Reset the intensity dial at 20 as before.
6. Continue around the left hand dial until all points have been measured where

The Story of Eloptic Energy

a reaction is found.

7. Each of these points on the left hand dial except for a few exceptions will represent an infection of some kind, and since they are fairly high in intensity you should look for them in other parts of the body.

If the above procedure is not too clear, or if you want more information on the use of the single dial tuning procedure, write us and we will be only too glad to give more data.

No claims are made for any of the data, rates, or methods covered in these bulletins. The information must be considered as experimental in nature and should be followed only after you have given careful consideration to the many factors involved in each specific case.

Louise Hieronymus, Technician.

RADIATION
LABORATORIES, INC.

EXPERIMENTAL SPECIAL DATA BULLETIN
VOL. 1 - No. 4
"POLIO"

For professional use by those doctors who are properly qualified and who have the proper equipment.

Since the season for Polio is fast approaching we will discuss that subject in this bulletin. If the case is diagnosed during the initial fever stage before any paralysis has occurred, it is possible (so our doctors tell us) to successfully treat the case and avoid any damage.

In the true cases of Polio there seems always to be three different virus present. They come in at 2, 3 and 14 on the "Infection" (left hand) dial of your Electro-Biometer. They are always found in the nerves, spinal cord, meneges, muscles and the muscular response area of the brain. These locations are 11, 27, 50.5, 41 and 46, respectively. (Note that 50 1/2.)

To diagnose the case, set the left hand dial of your Electro Biometer at 2 and the right hand dial at 11, and check for No. 2 virus in the spinal cord. Continue to check 2-50.5 for No. 2 virus in the meneges; 2-41 in the muscles; 2-46 in the muscle response area of the brain. Next, set the left hand dial for the No. 3 virus in those same locations; e.g., 3-11; 3-27; 3-50.5; 3-41 and 3-46. Check for the last infection No. 14 by checking 14-11; 14-27; 14-50.5; 14-41 and 14-16.

To treat the case, treat on the same rates until a re-check shows that all of the three

Explaining the Unexplained

infections are gone from the five locations. When there is fever, all three virus will be found in the spleen; e.g., 2-95; 3-95 and 14-95. If nauseated, look for them in the stomach — 2-32; 3-23 and 14-32. These three infections may be found in many other places, but the elimination of the infections in the first-mentioned five locations will avoid destruction to muscles and nerves. In more advance cases it may require repeated treatments over several hours. You can only be sure by re-checking on the Biometer and treating until the fever breaks and the three infections are eliminated. If paralysis has already started, the case will be slower in responding to treatment however, paralysis can be arrested and further destruction avoided. The muscles and nerves can be stimulated by treatment for not to exceed two minutes on 1-11 and 1-41 respectively. Longer than two minutes treatment on these two rates may result in nervousness.

No claims are made for any of the data, rates, or methods covered in these bulletins. The information must be considered as experimental in nature and should be followed only after you have given careful consideration to the many factors involved in each specific case.

We will appreciate hearing from you as to your results.

Louise Hieronymus,
Technician.

RADIATION
LABORATORIES, INC.
May 1948
EXPERIMENTAL SPECIAL DATA BULLETIN
VOL. 1 - No. 5
VIRUS "X"

For professional use by those doctors who are properly qualified and who have the proper equipment.

At the time the papers carried the almost daily announcements of the epidemic of disease, the cause of which was unknown hence the name Virus "X," we were able to get data on some typical cases and work out the rates.

These rates have been tried out on many cases by quite a number of doctors with excellent results, so we feel that the time is right to pass the rates on for others to try out. As you have read in the papers, and as you no doubt have found in your own experience, the symptoms seem to fall into three basic classifications; namely, those involving the stomach and digestive tract, those involving the respiratory system and nerves, and those involving the lymph system and allied glands.

The Story of Eloptic Energy

Where there is nausea or abdominal pains or liver-gall-bladder disturbance, look for any or all of the following rates: 48-32 (stomach), 48-35 (gall bladder), 48-29 (liver), 48-8 (colon), 48-90 (colon), 48-82 (intestines), 48-94 (duodenum).

Where there is sore throat, dizziness and shortness of breath or tension, look for 48-37 (throat), 48-53 (upper lungs), 48-83 (lungs), 48-93 (lungs), 48-74 (lower lungs), 48-50 1/2 (meninges), 48-11 (nerves), 48-27 (spinal cord), 48-91 (skin).

Where there is swelling in the lymph glands usually accompanied by fever or chills, look for 48-44 (lymph nodes), 48-17 (lymphatics), 48-92 (thyroid), 48-98 (triode), 48-95 (spleen), 48-39 (parotid), 48-59 (salivary glands).

Sometimes in severe cases the symptoms of two or all of the above groups may be found. Sometimes this Virus "X" may be accompanied by one or more other infections, most common of which is milk virus - 56. To check for the latter, substitute 56 on the left hand dial for 48 in all of the above locations, e.g., 56-29 for milk virus in the liver.

If the above procedure is not clear, or if you want more information on the use of the single dial tuning procedure, write us and we will be glad to give you more data.

No claims are made for any of the data, rates or methods covered in these bulletins. The information must be considered as experimental in nature and should be followed only after you have given careful consideration to the many factors involved in each specific case. We shall appreciate hearing from you as to your results.

See you at the Convention in Kansas City - August 27, 28 & 29!

Louise Hieronymus, Technician.

RADIATION

LABORATORIES, INC.

June 1948

EXPERIMENTAL SPECIAL DATA BULLETIN

VOL. 1 - No. 6

HAY FEVER

For professional use by those doctors who are properly qualified and who have the proper equipment.

Hay Fever, Rose Fever and similar terms have been used to describe what the layman thinks of as separate or different kinds of disease, but which are in reality just the specific aggravating medium which seems to produce the same symptoms, i. e., a running sinus and weeping eyes.

Explaining the Unexplained

The basic cause comes in at 85 on the left hand dial of your Electro Biometer. It is the Poison Ivy rate (2-85) which might better be termed an allergy rate so as to be all-inclusive, since the skin eruption known as Poison Ivy is only one form of manifestation. In Hay Fever the symptoms indicate the involvement of the sinus and eyes. Look for it in the following places: 85-51 (mucous membrane), 85-31 (connective tissue), 85-33 (sinus), 85-3 (frontal sinus), 85-9 (turbinates), 85-64 1/2 (cribriform area), 85-19 (conjunctiva), 85-79 (eyelids), 85-64 (lacrimal ducts), 85-68 (Eustachian tubes), 85-39 (parotid gland), 85-59 (salivary glands).

Oftentimes, secondary infections will accompany the 85 rate. This is especially true of the infection rates 32, 64 and 76, which produce a watery mucous. After checking for the 85 rate in the above list of locations, look for these three additional infections, e.g., 85-51 (Hay Fever in the mucous membrane), 32-51 (one of the watery cold rates in the mucous membrane), 64-51 (another cold rate in the mucous membrane), 76-51 (the last-mentioned cold rate in the mucous membrane).

Usually in conjunction with all allergies and skin conditions, the hepatic flexure of the colon will be involved. Look for the 85 infection in the hepatic flexure by checking 85-78.

If the above procedure is not too clear, or if you want more information on the use of the single dial tuning procedure, write us and we will be only too glad to give more data.

No claims are made for any of the data, rates, or methods covered in these bulletins. The information must be considered as experimental in nature and should be followed only after you have given careful consideration to the many factors involved in each specific case.

We welcome your comments and ideas on these bulletins and will appreciate receiving your suggestions for future issues.

MAKE YOUR RESERVATION NOW FOR THE CONVENTION IN KANSAS CITY.

AUGUST 27, 28 and 29.

Louise Hieronymus, Technician.

RADIATION

LABORATORIES, INC.

July, 1948

EXPERIMENTAL SPECIAL DATA BULLETIN

VOL. 1 - No. 7

ASTHMA

The Story of Eloptic Energy

For professional use by those doctors who are properly qualified and who have the proper equipment.

Asthma is a result rather than a cause. The general rate for asthma 2-29, and that of neurasthenia 3-23, will always be found; however, both of these rates may also be found in most nervous conditions and should not be considered as an indication of asthma.

Almost any of the listed infections may be found in the lungs during an attack of asthma, but the one most often found in the No. 2 Virus found in Virus Pneumonia. Check for it in the larynx 2-16, thorax 2-53, lower lungs 2-74, bronchia 2-83, upper lung 2-93, and in the thymus 2-77.

Look also in those same locations for the No. 3 Virus (e.g., in the thorax 3-53) the No. 4 bacillis (e.g., in the thorax 4-53), the No. 84 (e.g., in the thorax 34-53).

Note that the left hand dial is set for the infection, and the right hand dial for the location.

In stubborn cases of asthma the highest intensity of the infections may be found in the thymus, e.g., 2-77; 4-77; 60-77; 34-77; 51-77; 53-77; 57-77.

Check the heart for these same infections, e.g., 53-70; 57-70 and 60-70.

Check also for these infections in the cecum, i.e., 4-60, 51-60, etc., and the colon, i.e., 4-90, 51-90, etc.

If the above procedure is not too clear, or if you want more information on the use of the single dial tuning procedure, write us and we will be only too glad to give more data.

No claims are made for any of the data, rates, or methods covered in these bulletins. The information must be considered as experimental in nature and should be followed only after you have given careful consideration to the many factors involved in each specific case. We shall appreciate hearing from you as to your results.

Louise Hieronymus, Technician

RADIATION
LABORATORIES, INC.
August 1948
EXPERIMENTAL SPECIAL DATA BULLETIN
VOL. 1 - No. 8
"LOWER BACK PAINS"

For professional use by those doctors who are properly qualified and who have the proper equipment.

Explaining the Unexplained

Since so many of the patients coming to drugless physicians suffer from low back pains, we feel that the subject is worthy of special consideration at this time.

Sometimes these cases are of long standing and generally the usual adjustment produces only temporary relief. We know of such cases that had been treated surgically by the removal of teeth, tonsils, etc., but the condition was not alleviated.

In addition to the pain centering in the region of the sacrum it is often radiated into the groin and down the back of the legs.

The seat of the infection generally is found in the region of the pelvic floor and may be located by setting the right hand dial at 96 on your Electro Biometer whether in the male or female. Often in the male the condition will come in at 30 on the left hand dial - 30-96. Try also 34-96; 55-96 or 8-96. In the female the condition often will be found to be 60-96, 8-96 and sometimes 23-96.

Our doctors tell us that they have had excellent results by treating six or eight minutes on each of the above-listed rates as found. In cases which do not show definite relief after a few treatments, look for other infections in the same location - 96 on the left hand dial - or infections in the spinal cord. (Infections of the spinal cord and general nervous system will be covered in a later bulletin.)

When you have tried out the above procedure we will appreciate your writing us as to your results. We welcome your comments and ideas and will incorporate your suggestions in future issues.

No claims are made for any of the data, rates, or methods covered in these bulletins. The information must be considered as experimental in nature and should be followed only after you have given careful consideration to the many factors involved in each specific case.

We welcome your comments and ideas on these bulletins and will appreciate receiving your suggestions for future issues.

Louise Hieronymus, Technician.

RADIATION
LABORATORIES, INC.
September, 1948
EXPERIMENTAL SPECIAL DATA BULLETIN
VOL. 1 - No. 9
"BURNS"

For professional use by those doctors who are properly qualified and who have the proper equipment.

The Story of Eloptic Energy

Burns generally are the most painful of the minor injuries and have often been fatal. Most common of this injury is, of course, sunburn. Every housewife has at some time or other been burned by hot grease or water while cooking, and every Fourth of July takes its toll in burns from fireworks.

If the victim can be treated properly and soon enough, the duration of the pain and length of time for healing can be reduced. If the patient is fortunate enough to get immediate treatment, it is often possible to avoid all blisters even in quite severe cases.

A bad case of sunburn can often have all the sting removed and blisters avoided if treated soon enough.

Two and sometimes three tissues are generally involved: the epiderma (85 on the location dial), the Derma and nerve endings (91 on the location dial), and the subcutaneous tissue (42 on the location dial).

In these locations you should look for 71 and 82 (burn rates), 55 (inflammation), and 40 (congestion).

Treat with the dials set at 71-85; 71-91; 71-42; 82-85; 82-91; 82-42; 55-85; 55-91; 55-42; 40-85; 40-91; 40-42.

It has been found that people whose pancreas (9-70) is high and functioning well will not sunburn easily, but will tan instead. Please check this and see if your findings verify this observation.

When you have tried out the above procedure we will appreciate your writing us as to your results. We welcome your comments and ideas and will incorporate your suggestions in future issues.

No claims are made for any of the data, rates, or methods covered in these bulletins. The information must be considered as experimental in nature and should be followed only after you have given careful consideration to the many factors involved in each specific case.

The convention - August 27, 28, 29 - was a huge success. We congratulate those who attended and commiserate with those who didn't.

Louise Hieronymus,

Technician.

RADIATION

LABORATORIES, INC.

October, 1948

EXPERIMENTAL SPECIAL DATA BULLETIN

VOL. 1 - No. 10

"HEART TROUBLE"

Explaining the Unexplained

For professional use by those doctors who are properly qualified and who have the proper equipment.

Many people have given up a useful life and gone to bed or to an early grave because of heart trouble. The majority of these might have been returned to health if the proper treatment could have been administered.

One of the most common forms of heart trouble is the infected heart where there are no physical defects or abnormalities. In most of such cases the infection will be found in both the heart and the splenic flexure of the colon. We believe there is a direct reflex between the two locations.

The infections most often found, especially in cases of tachycardia or irregular heart, are B. Coli. and Flu. They may be found by testing on your Electro Bio-meter with the dials set for 62-70 (B. Coli. in the Heart); 62-80 (B. Coli. in the Splenic Flexure); or 38-70 (Flu in the Heart); and 38-80 (Flu in the Splenic Flexure).

In extreme conditions where there is great weakness or collapse as in an acute heart attack, you may find either or both of two virus at 53 and 57 respectively, on the location dial. Test for them with the dials set at 53-70 (the 53 virus in the heart); 53-80 (the same virus in the Splenic Flexure) and for 57-70 (the other virus in the heart); and 57-80 (the other virus in the Splenic Flexure).

In cases of this kind, be sure to look for those virus also in the liver (53-29 and 57-29); in the kidneys (53-23 and 57-23) and in the spleen (53-95 and 57-95).

Treat on all of the above rates that are found on the analysis until a re-check shows them to be eliminated.

If a recovery is not evident, look for other infections in the same locations.

When you have tried out the above procedure we will appreciate your writing us as to your results. We welcome your comments and ideas on these bulletins and will incorporate your suggestions in future issues.

No claims are made for any of the data, rates, or methods covered in these bulletins. The information must be considered as experimental in nature and should be followed only after you have given careful consideration to the many factors involved in each specific case.

Louise Hieronymus, Technician.

RADIATION
LABORATORIES, INC.
November, 1948
EXPERIMENTAL SPECIAL DATA BULLETIN

The Story of Eloptic Energy

VOL. 1 - No. 11

"THE COMMON COLD AND FLU"

For professional use by those doctors who are properly qualified and who have the proper equipment.

Of all the drugs, medicine, nostrums, inhalants, lotions, salves, baths, and special therapies in use today, there are more of them designed to fight the common cold and flu than probably any dozen other ailments of mankind. Some people swear by some special remedy while others obtain absolutely no results from that particular "cure." Then again, a certain nostrum works fine one time and fails completely the next time. The explanation lies in the fact that there are dozens of different causes of colds and flu, and that they each require a different treatment. Some produce a watery discharge and others a heavy mucus; some cause swelling of the mucus membrane and others a dry burning sensation; and some are accompanied by fever and others by aching muscles.

The outstanding characteristic common to all is inflammation of the mucus membranes, which will be found on the Electro Biometer at 55-51 (55 being inflammation and 1 the mucus membranes).

To determine the cause in all such cases, it is almost necessary to employ the single dial method of analysis in which the infection or condition will be found on the left hand dial and the location on the right hand dial.

The more common causes (found on the left hand dial) and accompanying symptoms are:

- 3 - Heavy mucus
- 5 - Jelly-like mucus and swelling
- 32 - Watery discharge
- 34 - Pain
- 38 - Congestion
- 46 - Nausea, vertigo and swelling
- 48 - Swelling
- 64 - Watery discharge
- 68 - Aching muscles and congestion
- 76 - Watery discharge

The locations more commonly involved and the right hand dial setting are:

- 3 - Frontal Sinuses
- 9 - Turbinates
- 17 - Lymphatics
- 19 - Conjunctiva

Explaining the Unexplained

- 31 - Connective tissues
- 33 - Maxillary sinuses
- 36 - Postnasal area
- 37 - Throat
- 41 - Muscle
- 44 - Lymph nodes
- 48 - Posterior to turbinates
- 51 - Mucus membranes
- 59 - Salivary glands
- 68 - Inner ear
- 69 - Eustachian tubes

A condition which is epidemic in this locality at this time was found at 46 on the left hand dial. A typical case showed symptoms as follows: sore throat, vertigo, ringing in the ears, vomiting, fever, and irritation of the eyes. The following rates were found: 46-37 throat; 46-51 mucus membrane; 46-32 stomach; 46-68 inner ear; 46-19 conjunctiva; 46-9 turbinates; 46-23 kidneys; and 46-95 spleen. The patient was treated on the eight rates above listed. In some cases, more than one condition may be found and often in the same locations.

When you have tried out the above procedure, we will appreciate your writing us as to your results. We welcome your comments and ideas and will incorporate your suggestions in future issues.

No claims are made for any of the data, rates, or methods covered in these bulletins. The information must be considered as experimental in nature and should be followed only after you have given careful consideration to the many factors involved in each specific case.

Louise Hieronymus,
Technician.

RADIATION
LABORATORIES, INC.
December, 1948
EXPERIMENTAL SPECIAL DATA BULLETIN
VOL. 1 - No. 12
"BOVINE VIRUS"

For professional use by those doctors who are properly qualified and who have the proper equipment.

The Story of Eloptic Energy

There seems to be a prevalence, at this time, of a condition produced by what has been named BOVINE or MILK VIRUS.

In the less acute cases it produces a digestive disturbance. It can lie dormant for long periods and when conditions are right, it can flare up into acute cases producing gastric ulcer, diarrhea, symptoms of food poison, etc.

It attacks newborn babies and grandparents alike. We are of the opinion that it originates in milk and some milk products. We have found it in canned milk, even in the canned milk formula prepared especially for young babies. To find it, set the left hand dial at 56 and the right had dial at first one location then another.

In chronic cases, it maybe found in the stomach and colon, e.g.: 56-32 (stomach); 56-84 (stomach); 56-60 (secum); 56-82 (intestines); 56-90 (colon).

In acute cases, it maybe found in: 56-29 (liver); 56-23 (kidneys); 56-17 (lymphatics); 56-44 (lymph nodes); 56-95 (spleen); etc.

It responds very well to treatment on these same rates, but it should be treated until all evidence of it is gone, otherwise it may flare up again.

To treat cans of baby formula, plug in the collector and place the cans on the collector, set the dials at 56-56 and treat 5 to 10 minutes or until no reaction is obtained when the cans alone are checked for the rate 56-56.

When you have tried out the above procedure, we will appreciate your writing us as to your results. We welcome your comments and ideas and will incorporate your suggestions in future issues.

No claims are made for any of the data, rates, or methods covered in these bulletins. The information must be considered as experimental in nature and should be followed only after you have given careful consideration to the many factors involved in each specific case.

Louise Hieronymus,
Technician.

RADIATION
LABORATORIES, INC.

EXPERIMENTAL SPECIAL DATA BULLETIN
VOL. 2 - No. 1
"FIBROSIS"

For professional use by those doctors who are properly qualified and who have the proper equipment.

No organ of the body can be expected to function properly if fibrous tissue is

Explaining the Unexplained

present to inhibit its action.

The general rate for fibrosis is 51-81. However, use of this rate does not disclose the exact location and the amount or intensity found is of no real value until the exact location of the fibrosis has been determined.

Set the left hand dial of your Electro Biometer at 81 and determine the exact location by setting the right hand dial at various positions until the fibrosis is definitely located.

In a recent case, x-ray and a barium enema showed constriction of the descending colon and ballooning of the ascending colon. Tests with the Electro Biometer showed fibrosis of the splenic flexure 81-80; the descending colon 81-90; and the ileocaecal valve 81-8. Fibrosis was also found in the bile duct 81-23.5. The x-ray also showed the gall bladder to be somewhat enlarged and ptosed and the Electro Biometer tests showed the gall bladder too low in function 13-64 and anemic 50-35. Obviously, these conditions would produce a toxicity of the entire body.

In another case where the patient had been treated extensively for anemia, the Electro Biometer disclosed that the blood picture was not deficient but that there was fibrosis of the stomach 81-32; uterus 81-81; ovaries 81-22; descending colon 81-90; secum 81-60; and hepatic flexure 81-78. An exploratory operation was performed. The blood count made in the laboratory just before the operation showed the hemoglobin to be above normal probably on account of the excessive treatment for an anemia that did not exist.

The operation revealed rope like fibrosis encircling and distorting the normal shape and position of the above mentioned organs.

We are of the opinion that more attention should be given to such basic conditions as this as well as to the treatment of the diseases found.

Treatment on the same rates listed above should dissolve the bifrous tissues and since plenty of time was taken in their growth, plenty of time would be allowed by the patient for their entire elimination. Stopping treatment when the patient "begins to feel good," does not do the job permanently.

When you have tried out the above procedure, we will appreciate your writing us as to your results. We welcome your comments and ideas and will incorporate your suggestions in future issues.

No claims are made for any of the data, rates, or methods covered in these bulletins. The information must be considered as experimental in nature and should be followed only after you have given careful consideration to the many factors involved in each specific case.

Louise Hieronymus, Technician

The Story of Eloptic Energy

RADIATION
LABORATORIES, INC.
EXPERIMENTAL SPECIAL DATA BULLETIN
VOL. 2 - No. 3
"EXCESS HCL"

For professional use by those doctors who are properly qualified and who have the proper equipment.

Hydrogen Chloride or, HCL, is normal to certain parts of the body, but like B. Coli, and some other things, when in excess or when it gets into the wrong places, it may cause much trouble.

A normal amount in the stomach (72-32) is necessary to digest proteins, but an excess amount seems to be a contributory cause of stomach ulcers (92-32) or duodenal ulcers (92-52).

Where an excessive amount of HCL (72 on left hand dial) is found in any of the tissues of the body, such tissues are apparently burned as indicated by finding of the burn rate (71 on the left hand dial), and seems to produce an ideal media for bacteria to develop.

In a recent case, it seemed to be impossible to permanently eliminate infections from the liver, pancreas, and colon until the HCL (72) and the burn (71) were eliminated from those locations. For example, 72-29 (HCL in liver); 71-29 (burns in the liver); 72-34 (HCL) in pancreas); 71-34 (burns in the pancreas); and 72-90 (HCL in the descending colon), and 71-90 (burns in the descending colon).

HCL (72) and attendant burns (71) have been found in many parts of the body, and wherever infection seems to persist, look for the HCL (72) and burns (71) and eliminate them by treating on them wherever found. No tissues or parts of the body seem to be immune.

In all of the cases so far analyzed, where the HCL and burns were found, there was a definite hypertonicity of the adrenals (22-46) and it was necessary to correct this by treating 22-46 to prevent a recurrence of the HCL and its attendant burns.

We believe this to be a very important discovery and it may lead to a new concept of the so-called cause of disease.

When you have tried out the above procedure, we will appreciate your writing us as to your results. We welcome your comments and ideas and will incorporate your suggestions in future issues.

No claims are made for any of the data, rates, or methods covered in these bulletins. The information must be considered as experimental in nature and should be followed only after you have given careful consideration to the many factors

Explaining the Unexplained

involved in each specific case.

Louise Hieronymus,
Technician
4209 Michigan Avenue
Kansas City 4, Missouri

RADIATION
LABORATORIES, INC.
EXPERIMENTAL SPECIAL DATA BULLETIN
VOL. 2 - No. 4
"STRAINED MUSCLES"

For professional use by those doctors who are properly qualified and who have the proper equipment.

Springtime is strained muscle time. The first mild days make the amateur gardener get out his seed catalogs, look over his tools and all at once we find him out digging, planting, carrying water, etc., And since his ambitions usually extend well beyond his physical ability, evening finds him exhausted, and the next day he is sore from head to toe, and often in considerable misery.

The would-be baseball player is not immune and the old pitching arm may feel like a toothache in the muscles, after that first impromptu game.

Analysis on your Biometer will show inflammation and congestion (55 and 40, respectively on the left hand dial) in the muscles and connective tissue (41 and 31, respectively on the right hand dial). Treat on 55-41; 55-31; 40-31 for five to ten minutes then repeat the list until the soreness is relieved.

In one case, a woman who was used to wearing fairly high heels, went to the sea shore and walked about two miles barefooted on the beach. Result: strained muscles and tendons in the legs, and they were very sore. Treatment as above described gave complete relief in a short time.

Refer back to Experimental Bulletin No. 9 on Burns because your patient may have been over-exposed to the sun and you may have to treat for sunburn in addition to the sore muscles.

Convention time is fast approaching. As soon as the date and place are set, we will let you know. Those who attended the Kansas City Convention last year will never forget the good fellowship and fun combined with the best in papers and lectures. You can't afford to miss out this year.

When you have tried out the above procedure, we will appreciate your writing us as to your results. We welcome your comments and ideas and will incorporate

The Story of Eloptic Energy

your suggestions in future issues.

No claims are made for any of the data, rates, or methods covered in these bulletins. The information must be considered as experimental in nature and should be followed only after you have given careful consideration to the many factors involved in each specific case.

Louise Hieronymus,
Technician
4209 Michigan Ave.
Kansas City, Missouri

RADIATION
LABORATORIES, INC.
EXPERIMENTAL SPECIAL DATA BULLETIN
VOL. 2 - No. 5
"PHLEBITIS"

For professional use by those doctors who are properly qualified and who have the proper equipment.

Phlebitis is defined as an inflammation of a vein. It is more than that. It is generally a streptococcic infection and usually attacks both veins and arteries much as an acid may attack aluminum.

In early stages there will generally be a strep infection (60 on the left hand dial of your Biometer) in the arteries (71 on the right hand dial) and in the veins (97 on the right hand dial). (Thus—60-71 and 60-97.)

Later where there is pain involved look for staph (34 on the left hand dial). (Thus 34-71 and 34-97.)

In the ulcerative stages look for 8 (left hand dial) and 51 (left hand dial) in both those locations. (Thus—8-71; 8-97; 51-71; 51-97.)

Where the ulcers break through or show, these same four conditions (60, 34, 8 and 51) may be found in the subcutaneous tissue (42 on the right hand dial) and in the skin (85 on right hand dial). (Thus—60-42; 34-42; 8-42; 51-42; 60-85; 34-85; 8-85; 51-85.)

It is well to look for these same four conditions in the kidney (23) and liver (29). (Thus—6-23; 34-23; 8-23; 51-23 and 60-25; 34-29; 8-29; 51-29.)

Treating on all of these rates found should alleviate the conditions.

When you have tried out the above procedure, we will appreciate your writing us as to your results. We welcome your comments and ideas and will incorporate

Explaining the Unexplained

your suggestions in future issues.

No claims are made for any of the data, rates, or methods covered in these bulletins. The information must be considered as experimental in nature and should be followed only after you have given careful consideration to the many factors involved in each specific case.

Louise Hieronymus,
Technician
4209 Michigan Ave.
Kansas City, Mo.

RADIATION
LABORATORIES, INC.
EXPERIMENTAL SPECIAL DATA BULLETIN
VOL. 2 - No. 6
"THE SPLEEN"

Its Relationship to Disease.

For professional use by those doctors who are properly qualified and who have the proper equipment.

Too often disease such as a bacteria, virus, or poison, is considered to be, and is accordingly treated as a cause, when in reality it is only a last outward effect and the real cause behind it is overlooked or not given any attention.

For example, we commonly hear the expression, "a skin puncture became infected", implying that everything was perfect until the skin puncture allowed the infection to enter. The doctor treats the infected scratch or bruise with a surface medication or gives penicillin or sulpha and if the wound shows evidence of healing up, he calls it cured and stops there.

Another person may frequently have similar skin punctures without them ever becoming infected.

Other people are chronically effected by boils, teeth infections, tonsillitis, etc.. Why? What is back of the obvious result?

We believe that the functional activity of the spleen is back of many of these tendencies, causing the patient to be either the chronic victim of infections or to be immune to them.

We believe that the improper functional activity of the spleen is in itself often a result of disorder within it.

In such cases of improperly functioning spleens, we have found one or more of

The Story of Eloptic Energy

the following conditions in the spleen: Carcinoma - 30-95; Sarcoma - 58-95; Fibrosis - 81-95; Scar tissue - 13-95; Calcification - 7-95; Staphylococcus - 34-95; Ulceration - 8-95; (These rates apply only to the condition in the spleen).

Permanent results in relieving the patient of recurring general infections will seldom be obtained and often a specific case of infection will fail to respond to treatment until these basic conditions in the spleen have been eliminated.

When you have tried out the above procedure, we will appreciate your writing us as to your results. We welcome your comments and ideas and will incorporate your suggestions in future issues.

No claims are made for any of the data, rates, or methods covered in these bulletins. The information must be considered as experimental in nature and should be followed only after you have given careful consideration to the many factors involved in each specific case.

Louise Hieronymus,
Technician
4209 Michigan Ave.
Kansas City, Missouri

THE CONVENTION - CHICAGO - July 21, 22, 23 - HOTEL SHERMAN

R A D I A T I O N
LABORATORIES, INC.
EXPERIMENTAL SPECIAL DATA BULLETIN
VOL. 2 - No. 7
"THE THYMUS"

For professional use by those doctors who are properly qualified and who have the proper equipment.

Too little is actually known about the thymus in its relation to disease. We do know, however, that it directly influences the platelet count of the blood, and we are of the opinion that it has other secretory activity that is directly associated with the healing of wounds and the elimination of disease.

The theory as stated in standard medical text that the thymus influences the development of the sex organs and atrophies after adolescence is not entirely true. In all young people who seem to be fairly free from disease and whose cuts and scratches heal without festering or becoming otherwise infected, the thymus will be found to be healthy, and itself free from disease.

In those cases of children who are subject to frequent colds, festering scratches, and other infections, the thymus is often found to be diseased.

Explaining the Unexplained

In older people who act and feel much younger than their years, the thymus will be found to be active and free from disease. Conversely, those people whose thymus is sluggish or diseased, will seem to be older than their actual years.

Some of the conditions that should be looked for are 5-77 (diphtheritic or swelling in the thymus); 30-77 (carcinoma of the thymus); 34-77 (staph in the thymus); 58-77 (sarcoma in the thymus); 81-77 (fibrosis in the thymus). These conditions should be eliminated by treatment on the thymus rate, 59-77. Treatment on 59-77 will raise the platelet count of the blood as may be shown by standard laboratory blood analysis.

When you have tried out the above procedure, we will appreciate your writing us as to your results. We welcome your comments and ideas and will incorporate your suggestions in future issues.

No claims are made for any of the data, rates, or methods covered in these bulletins. The information must be considered as experimental in nature and should be followed only after you have given careful consideration to the many factors involved in each specific case.

Louise Hieronymus, Technician
4209 Michigan Ave.
Kansas City, Missouri

Progress to Date

Think of electricity today and then try to picture Franklin with his first "condenser" charged by energy from a cloud via a kite string. Perhaps some of you remember seeing in museums some of the early day electrical apparatus and how peculiar it appeared. Remember the first crystal detector wireless set you ever saw, and then look at a modern radio installation.

We have spent much time learning which materials are conductors and which are insulators of Eloptic energy. Our present apparatus while workable, is very crude compared with what we expect it to be in a few years.

Our present method of detection depends upon the sense of touch of the operator and that requires training, just as a chemist, a radio operator, a good cook, an artist, all require training. Some day we will have learned more about Eloptic energy so we can get it to ring a bell, light a light, or actuate a meter. Until then, we will be dependent upon present methods.

We have been able to superimpose Eloptic energy upon an electrical current and amplify it, but since it is not electricity it will not operate electrical devices alone.

The Story of Eloptic Energy

So far we have found nothing that does not lend itself to being analyzed as to its elemental content with the exception of the air around us and those materials of which the apparatus is composed, unless there is a fair quantity available.

Despite some of the limitations and apparent crudity of the apparatus and techniques so far developed, it can do things in the laboratory in a few minutes that are absolutely impossible or may take long periods of time by chemical analysis. It can quickly point the way for chemical analysis to follow in order to eliminate many of the time-consuming tests when an unknown is to be analyzed. It is especially valuable where there is only a small quantity of the material available. A drop of an unknown liquid will work better than a gallon. The material to be analyzed is in no way changed or destroyed during the analysis. Only the emanations normally radiating from it are utilized.

We are not chemical engineers, physicists or mathematicians, but we have spent over forty years to uncover a force or energy or phenomena, about which there has been nothing written that we might follow.

When the United States Patent Office issues a basic patent with a half dozen method claims covering the use for analysis of an energy that was not mentioned in any acceptable standard text, it should be quite evident that this is not a wild dream.

Radiation from the Nuclei of Elements

A series of experiments has been carried out that points rather conclusively to the assumption that the radiation that comes from the various pure elements is from the entire nucleus and not from the planetary electrons or from either the neutrons or the protons alone.

The best obtainable pure specimens of the elements Titanium, Vanadium, Chromium, Manganese, Iron, and Nickel were used. Tests were run on Radiation Analyzer No. 508. Energy peaks from these elements were measured and the prism dial settings for each peak were noted. A study of the number of energy peaks for the various elements indicated that the number coincided in most cases with the number of isotopes of the respective elements.

One important discovery was that one of the peaks for chromium and one for titanium were very close together; that is, they refracted through the prism at near the same angle. The same for another peak of chromium and one for iron, and another for an iron peak and a nickel peak.

The number of protons in each of the isotopes was multiplied by their individual mass weight of 1.00758 and the number of neutrons were multiplied by their

Explaining the Unexplained

individual mass weight of 1.00894 and the two products added to get a factor representing the difference in two isotopes of the same number of nuclear particles but with a different number of neutrons and protons in each nuclei.

Thus, titanium with 22 protons and 28 neutrons has a factor of 50.41708, while chromium with 24 protons and 26 neutrons has a factor of 50.41436, a difference of .00272, chromium being the lighter, in nuclear weight.

$$\text{Titanium} - (22 \times 1.00758) + (28 \times 1.00894) = 50.41708$$

$$\text{Chromium} - (24 \times 1.00758) + (26 \times 1.00894) = 50.41436$$

$$\text{Difference} = .00272$$

These factors and the prism dial settings were used to produce the curve shown (Nuclear Weight Factor vs. Prism Angle). One outstanding fact noted was that the lighter the factor value, the lower the dial setting or higher the frequency of the emanating energy. Another was the smoothness of the curve. Nearly all points are in proper relationship. Irregularities are probably due to slight variations from a true flat of the prism surface.

While plotting this curve, it was noted that in a few cases, there were apparently too many energy peaks for some of the elements. Further study revealed that there were radioactive isotopes of the so-called man-made variety that would fit into these spots. It had already been noted that known radioactive elements gave a much more violent radiation than the so-called stable variety.

Tests were then made on the various isotopes to determine the distance that the radiation, or rather, the force field, seemed to extend out from the specimen. Vanadium showed that the three isotopes radiated 18.5", 5.5", and 15.5" respectively, indicating that apparently the middle one was the stable one and that the other two were radioactive. The same thing was done for Iron and the distances were 16.5", 8.5", 17", 13" and 10" respectively.

After this same procedure had been followed for all the places where there might be a question, and everything seemed to fall into proper place, it was decided to try it on elements at the heavy end of the list. Bismuth showed four isotopes in a row with radiation distances as follows: 13" for the stable and lightest isotope, and 24.5", 22", and 26", respectively, for the radioactive isotopes. Then a gold link bracelet of very old gold, an heirloom made before the days of so much alloying, was used. The lightest was the stable isotope with a radiation distance of 6", with two others of 12.75" and 14.5" for the two radioactive isotopes.

The Story of Eloptic Energy

Molecular Combinations

The field of exploration into molecular combinations is too vast to be covered in this paper. In fact, not enough work has been done to warrant much detail.

The chief chemist of the analytical laboratory of a large corporation learned, through a mutual friend, about some of our work. He wrote, "We have recently expanded into a new field of research and some of the problems encountered are giving us a great deal of trouble. Your apparatus may be the answer."

We allowed him to bring his specimens to our laboratory and we spent two days with him, most of the time in getting equipment ready for the tests. Finally, we analyzed the contents of four bottles marked A1 - A2 - A3 - A4. We had no idea before hand as to what was in them. We poured a small quantity of the liquid from bottle A1 into a Pyrex beaker, placed it in the instrument, and proceeded to "tune in" to all the "broadcasts" that came from the beaker and its contents.

Then we did the same for the liquid in bottles A2, A3, and A4. As soon as we had listed the five energy peaks from the empty beaker, six from A1, nine from A2, four from A3, and nine from A4, and had charted them with relation to each other, the chemist said, "Now I know my trouble. A1 is a solvent that works fine, A2 is supposed to be the same. Our tests and those of the oil company who sells it to us, say it is the same as A1, but it will not work right and is causing much trouble. It is quite obvious that A2 has been contaminated by A4, which is Toluene. A3 is Benzene."

TESTS ON HYDROCARBONS

PRISM ANGLE	UNKNOWNNS		BENZENE	TOLUENE	EMPTY BEAKER
	A1	A2	C_6H_6 A3	$C_6H_5-CH_3$ A4	
3.1	-	-	-	-	56
7.6	47	49	58	57.5	0
11.9	49	46	0	56	0
18.7	-	-	-	-	52
21.0	-	-	-	-	47
24.2	51	49	51.5	56	0
29.5	0	*51	0	*56.5	0
31.8	51	48	52	56	0
36.2	51	51	53	58	0
40.4	-	-	-	-	54
41.2	0	*51	0	*58	0
48.2	47	56	0	58	0
50.5	0	*48	0	*57	0

Substantiating Press Article References

Science News Letter, Jan. 6, 1940, work by Dr. I. I. Rabi, of Columbia University: "Atoms can act like little radio transmitters broadcasting on ultra-short waves." He won the AAAS prize for this work.

Electrical Engineering, May, 1951, "A study of Nuclear and Electronic Magnetic Resonance", by K.K. Darrow. Reference is made to the work of Felix Bloch at Stanford University and E. M. Purcell at Harvard University, both on "molecular resonance." They verified the work of Dr. I.I. Rabi and carried it further.

Associated Press release, Dec. 29, 1939, Columbus, Ohio, "Man himself as well as all kinds of supposedly inert matter constantly emit rays." "In today's announcement, the first scientific proof of the existence of invisible rays which really travel from one person to another."

Radio Electronics, Editorial, June, 1951, by Hugo Gernsback, "More and more we are coming to realize that most life processes are either linked with electronics or are electronic themselves. This is true of animal as well as of plant life." — "It would seem that the human brain is capable of producing some type of wave motion or force capable of traversing hundreds and often thousands of miles. So far we have no instrument to intercept or record such waves or force."

Associated Press, New York, June 1, 1949, David Surnoff, head of R.C.A., "Proposed a new science 'Radionetics' to look inside living human bodies, and so improve people." "Men do not understand how their thoughts and emotions are born and by what power they grow to fruition." "When we understand each other, it is because we are attuned to each other electrically, or electronically!"

Miami Herald, March 7, 1951, Copenhagen, Denmark (UP), Agricultural expert Herluf Hansen asserts, "Nervous farmers have nervous pigs. Any mental disturbance is immediately reflected in the pig sty."

Miami Herald, March 16, 1950, Vienna, Dr. Hubert Rochracker says, "The human body sends out minute vibrations that, for good or ill, effect our daily lives."

Miami Herald, International News, Des Moines, Iowa. Norman Rillier says, "A

The Story of Eloptic Energy

quarrel with her husband will have repercussions in milady's hair in five minutes."

Dr. Edward Weiss, Temple University medical school professor, "The body has some sort of "organ language" for the outlet of tense emotions, which "mimic almost any disease."

Chicago Tribune, Oct. 13, 1950, Kingskerwell, England, by Father A.J.K. Glazowski, a polish priest, and F.J. Billington, a radio engineer, "Every person radiates waves of energy and every broadcast is different."

Topeka Kansas Daily Capitol, July 7, 1949, Paris (UP), Jules Calte and Andre Coatrieux, inventors, have perfected a process for discovering metals even lost persons, with the help of mysterious "radio waves." "Every metal and every person, living or dead, sends out short waves of different length." "Personal wave lengths are as individual as finger prints." "Eventually, I hope to develop it for diagnosing disease."

San Francisco Chronicle, reporting on work done at Berkeley, California, by Dr. Felix Bloch, paper entitled "Nuclear Radio Spectroscopy." "Dr. Bloch explained in detail research in the nuclear induction method of identifying elements through electric frequencies. The system, developed at Stanford by Dr. Block and associates, offers a key to greater nuclear understanding by "Tuning in" on the heart of the atom electrically, without splitting the atom."

Measuring Metaphysical Projection

It was at a Pathometric Convention and I had given my lecture in which I mentioned that you could measure the effect of mental projection.

That evening, about a dozen doctors wanted to try some experiments in that field. We took an analyzer to one of the long hotel display rooms and set up the analyzer on a table at one end of the room. One of those present was Lorie Saunders, wife of Dr. George Saunders. Lorie was following a serial story in *Saturday Evening Post* and the last issue had just come on the newsstand and she had a copy in her hand. She went to the other end of the long room and sat down to read her story.

Dr. George Saunders, being an excellent operator of the analyzer, said he would do the measuring. There had to be a "victim" to work on, so George said, "Let's use Lorie," so he obtained a saliva specimen from his wife and put it into the instrument.

There were four in the group who had some Metaphysical understanding. We sat at the table near where George was at the analyzer. I saw an ash tray near us that contained a half chewed cigar with some brown colored saliva on it. I remembered the picture of the Dutch Boy Paint where the paint was flowing down all over a globe of the earth. I suggested to the four "transmitters" that we visualize a stream of nicotine saliva flowing down all over Lorie.

George had measured Lorie's vitality just before we began and he continued to measure and call out the values. Her vitality started to go down, at first rather slowly, then it lowered faster as we got into our visualizing. When her vitality had gone from in the twenties down to eight, I said quickly, "Open your eyes now." Then I had the five of us visualize Lorie as being in the center of a Golden Sun. Immediately, her vitality started to go up and George continued to measure it and finally it reached so high that it could not be measured.

About that time, Lorie had finished reading her story and she came back to where we were. She asked, "What are you doing?" Her husband George asked her how she felt. She said, "I feel great now but a little while ago, I felt just awful."

The Story of Eloptic Energy

MINNESOTA MINING & MANUFACTURING COMPANY

MINERAL PRODUCTS
LABORATORIES
FACILITIES
DEVELOPMENT
NATIONAL SALES OFFICES
AND BRANCHES

Abrasive Paper and Cloth
Originators of
Waterproof Sandpaper
Under the "Wetordry" Brand



"SCOTCH" Cellulose TAPE
Masking tape and other pressure-sensitive
adhesive tapes for industrial and consumer
use under the "SCOTCH" Brand

SALES OFFICES
AND BRANCHES
MINNEAPOLIS
ST. PAUL
DULUTH
SANDSVILLE
MILWAUKEE
CHICAGO
CINCINNATI
COLUMBUS
CLEVELAND
DETROIT
INDIANAPOLIS
KANSAS CITY
LOUISVILLE
MEMPHIS
MILWAUKEE
MINNEAPOLIS
MONTICELLO
MUNICH
NEW YORK
PHILADELPHIA
PITTSBURGH
RICHMOND
ST. LOUIS
ST. PAUL
TAMPA
WASHINGTON
WICHITA

SAINT PAUL BRANCH
SALES OFFICE AND WAREHOUSE
357 GROVE ST

SAINT PAUL 1, MINNESOTA

April 22, 1948

Mr. T. G. Hieronymus
Radiation Laboratory
417 East 70th Terrace
Kansas City 5, Missouri

Dear Mr. Hieronymus:

In going through my files recently, I noticed that it has been quite a while since I last heard from you. Your most recent letter was dated July 9, 1947 and you mentioned a meeting with Dr. Arthur Compton.

I hope you will pardon my persistence but I am very interested in your apparatus and would like to try it on a few of my problems. We have recently expanded into a new field of research and some of the problems encountered are giving us a great deal of trouble. Your apparatus may be the answer.

In your last letter, you mentioned the possibility that you could visit us and bring an instrument with you. You are still most welcome. Let me know in advance when you can come, either on a weekday or a week end, and I will have things ready. If it would be more convenient, I could arrange to come to your laboratory and bring some samples with me.

I sincerely hope that we may get together in the near future to try our samples on your instrument.

Sincerely yours,

MINNESOTA MINING & MANUFACTURING COMPANY
Central Research Department

R. W. Perlich
Chief Chemist
Analytical Laboratory

RWP:dg

AUTOMOBILE POLISHES CUTTING AND BUFFING COMPOUNDS COLORED DYEING GRANULES FLINT QUARTZ OXIDE PIGMENTS MARKING PAPER ADHESIVES "SCOTCHLITE" REFLECTIVE MATERIAL "SPHERE NOTE" TYPING PAPER
EXPIRIMENTAL SILICIC SANDING LIQUIDS SPRAYMATS TAP FIBRE PACKING GASKETS AND SHOE COVER VALVE GRINDING COMPOUNDS WOOD FLOOR AND TERRAZZO SEALERS SYNTHETIC RESINS FOR SPECIAL USES

Explaining the Unexplained

TENTATIVE DIAL SETTINGS FOR INDUSTRIAL ANALYZER

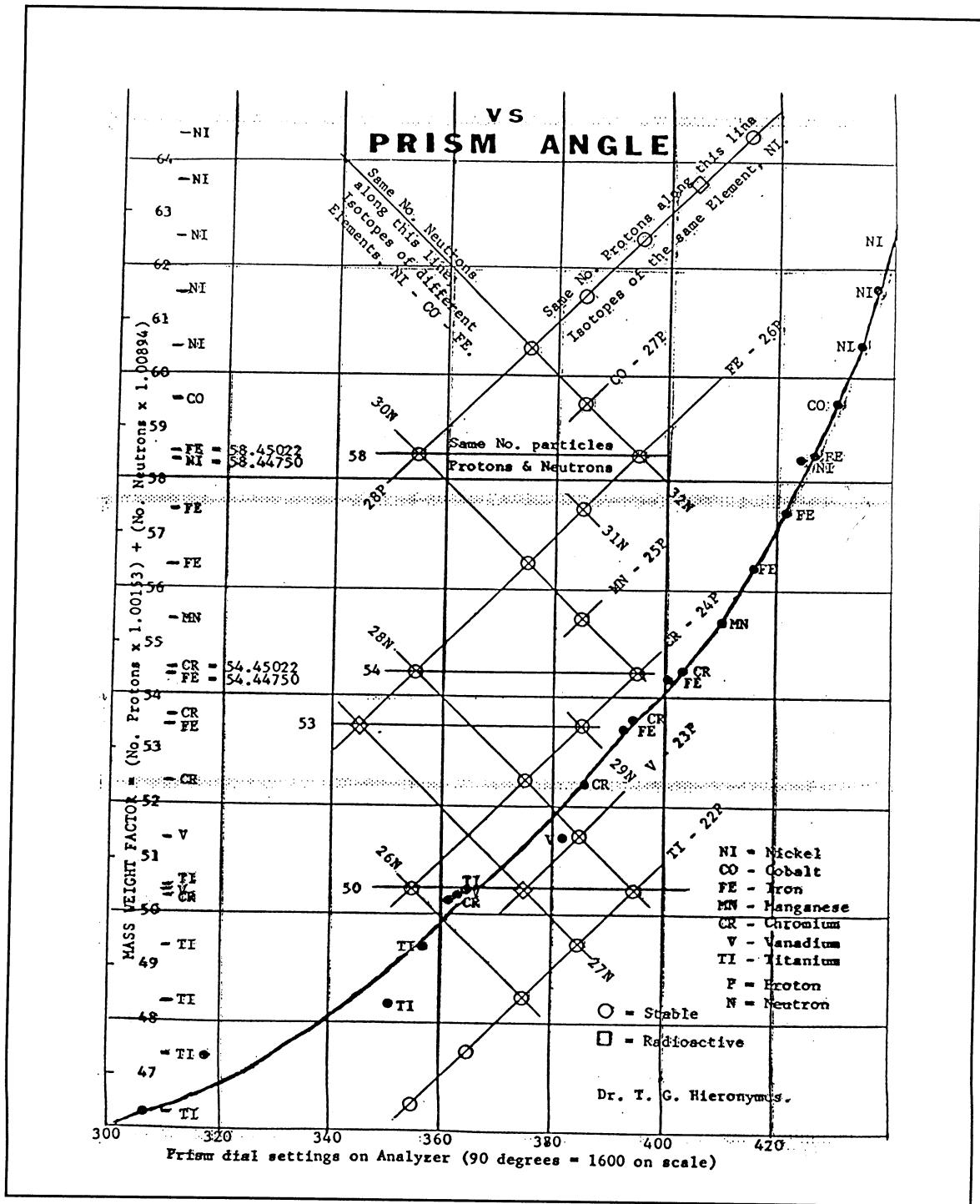
At. No.	Element	Prism	C1	C2
4	Beryllium	186.5	17	38
6	Graphite	214	17.5	29.5
4	Beryllium	247	46.5	64
12	Magnesium	248.5	56.5	47.5
4	Beryllium	252		
6	Graphite	256	41	21
13	Alluminum	257	39	23.5
13	Alluminum	304	47	39
6	Graphite	310	53.5	34.5
6	Graphite	339	58.5	42
22	Titanium	364	38	78.5
23	Vanadium	367	27.5	38.5
24	Chromium	405	21.5	66.5
25	Manganese	416.5	24.5	30.5
26	Iron	425	19.5	38
27	Cobalt	454	47.5	62.5
28	Nickel	472.5	24	56.5
29	Copper	504	73	28
30	Zinc	539	53	41
31	Gallium	572	64.5	37.5
34	Selenium	629	46	18
40	Zirconium	669.5	21	20.5
41	Columbium	707.5	39	56
45	Rhodium	769	37.5	45.5
45	Rhodium	774.5	43.5	43
46	Palladium	783.5	73	48.5
47	Silver	795	61.5	47
48	Cadmium	812.5	19.5	61
50	Tin	832	76.5	43
51	Antimony	838.5	59	76
73	Tantalium	884	53	66.5
73	Tantalium	902	56.5	46
73	Tantalium	961.5	49	46
74	Tungsten	888	39.5	61.5
74	Tungsten	901	38	17.5
76	Osmium	927.5	63	74
77	Iridium	940	57.5	60
78	Platinum	962.5	72.5	69
79	Gold	989	75.5	54.5
80	Mercury	1055	92	79.5
82	Lead	1062.5	51	62.5
83	Bismuth	1097	38	31

Data from tests made with Analyzer No. 504, using supposedly pure specimens furnished by Clawson-Kemmerer and Minnesota Mining, and a few others. Some of these settings are of impurities and probably some may be of obscure isotopes.

Check the instrument with not only pure specimens of the element required, but with the other elements that may have an isotope in that region, before testing for the element desired.

T. G. Hieronymus 1/30/54

The Story of Eloptic Energy



Chemical Analysis of Hydrocarbons, Benzene, Toluene and Two Unknowns

Objective

To assist the Minnesota Mining and Manufacturing Co. to find out why some of the commercial solvent they used, would make good Scotch Tape, and some of the shipments of solvent would not make satisfactory tape.

A letter dated April 22, 1948 from that company and signed by Mr. R. W. Perlich, Chief Chemist, Analytical Laboratory, stated in part, "I am very interested in your apparatus and would like to try it on a few of my problems. We have recently expanded into a new field of research and some of the problems encountered are giving us a great deal of trouble. Your apparatus may be the answer."

After considerable delay due to the fact we were working on the patents and did not want anyone to see the apparatus until after the patent atty. approved it, we allowed Mr. Perlich to bring his samples to our laboratory.

Equipment Involved

The analysis was run with one of our early type of prism units. It employed a 30 degree prism and an angle of incidence of approximately 5.5 degrees.

The samples furnished by Mr. Perlich consisted of four liquids marked A1, A2, A3, and A4.

Pyrex test tubes and other conventional laboratory equipment, not of importance in this report.

Procedure

A few turns of No. 20 insulated copper wire were wound around a 2" x 3" Pyrex beaker and the ends of the wire were connected to the input terminals of the analyzer.

A small amount of the liquid from test sample No. A1, perhaps a spoonful, was poured into the test tube. The amount of liquid was not important except that we used the same amount for each test so results would be relative.

The actual analysis consisted of starting at one end of the dial and slowly scanning over the entire length of the dial, stopping at each point where a reaction was noted and making a record of the dial setting for each energy peak noted.

The Story of Eloptic Energy

After the analysis of the No. A1 sample, we did the same for an empty test tube so those energy peaks that were in the A1 sample could be separated out from all the energy peaks found. There were six energy peaks from the No. A1 sample and five from the Pyrex test tube.

Next an equal amount of the liquid from the No. A2 sample was poured into a clean test tube, and the same procedure of scanning was followed. This time, three additional energy peaks were found, that were not in the No. A1 sample.

The same procedure was followed in the analysis of samples A3 and A4. On comparison, samples A1 and A3 were similar and A2 and A4 were similar. A3 was known to be pure benzene and A4 was known to be pure toluene. Thus the impurity in A2 was toluene.

SAMPLES FROM
MINNESOTA MINING & MANUFACTURING COMPANY

DIAL SETTING	UNKNOWNNS		BENZENE	TOLUENE	EMPTY BEAKER
	A1	A2	A3	A4	
3.1	0	0	0	0	56
7.6	47	49	58	57.5	0
11.9	49	46	0	56	0
18.7	0	0	0	0	52
21.0	0	0	0	0	47
24.2	51	49	51.5	56	0
29.5	0	51	0	56.5	0
31.8	51	48	52	56	0
36.2	51	51	53	58	0
40.4	0	0	0	0	54
41.2	0	51	0	58	0
43.8	0	0	0	0	51
48.2	47	50	0	58	0
50.5	0	48	0	57	0

Explaining the Unexplained

It was not until after the tests were completed that we were told by Mr. Perlich what the various bottles contained.

A1 was a sample of the commercial solvent used to make good tape.

A2 was a sample of similar solvent but the tape became unsatisfactory after a short time.

A3 was a sample of pure benzine.

A4 was a sample of pure toluene.

After running the A1 and A2 samples, Mr. Perlich said he knew his answer. He explained that there was apparently an impurity of some kind that kept the solvent, A2, from making good tape.

When tests on A3 and A4 had been completed, it was evident that the No. A2 solvent had become contaminated with toluene.

SUBSEQUENT FINDINGS

Nearly a month later, a letter was received from Mr. Perlich in which he stated that they had found toluene by chemical and spectrographic analysis, in the A2 sample of the solvent.

Apparently the amount of toluene in the A2 solvent was small enough to detect with our method but not by ordinary chemical analysis, and yet it was large enough to spoil the tape being manufactured with it.

CONCLUSIONS

Molecular combinations can be readily analyzed by Eloptic Analyzer that are either impossible or very difficult to analyze by ordinary methods.

The Story of Eloptic Energy

MINNESOTA MINING & MANUFACTURING COMPANY

SAINT PAUL BRANCH
SAINT PAUL, MINNESOTA
FACTORIES
SAINT PAUL, MINNESOTA
DETROIT, MICHIGAN
MILWAUKEE, WISCONSIN
ANN ARBOR, MICHIGAN
LEONIA, OHIO
LITTLE ROCK, ARKANSAS
MILWAUKEE, WISCONSIN
TWIN FALLS, IDAHO
HASTINGS, MINNESOTA
BRISTOL, PENNSYLVANIA
LOS ANGELES, CALIFORNIA

Abrasive Paper and Cloth
Originators of
Waterproof Sandpaper
Under the "Wetordry" Brand



"SCOTCH" Cellulose TAPE
Masking tape and other pressure sensitive
adhesive tapes for industrial and consumer
use under the "SCOTCH" Brand

SAINT PAUL BRANCH
SALES OFFICE AND WAREHOUSE
367 GROVE STREET

SAINT PAUL 1, MINNESOTA

October 6, 1948

Mr. T. G. Hieronymus
Radiation Laboratory
4209 Michigan Avenue
Kansas City 4, Missouri

Dear Mr. Hieronymus:

We have finished our chemical and spectrographic analyses on the production solvent samples we tested in your laboratory, and I have gone over the data obtained in your laboratory. Toluene has nine characteristic groupings within the molecule; five of these are unique to toluene and four are also found in the benzene molecule. The data from your laboratory are consistent with these facts. However, there were two impossible readings obtained on your instrument. Our analyses proved that one of the production solvents, "A-1", was pure benzene and the other, "A-2" contained nearly 10% toluene as I suspected. You obtained two energy peaks on sample "A-1" which were not found in the pure benzene sample. I cannot explain the discrepancy. I also have not been able to correlate the prism readings with either atomic number or molecular weight of the groupings for the organic compounds. The last fact does not bother me as the primary consideration is to have the unit perform satisfactorily for qualitative analyses. Much more work will have to be done before all of the factors can be determined.

only applies to pure elements

It will be very interesting to see what kind of curve you will get with these pure metals. Be sure to send me a copy of the data as soon as you get it.

With best personal regards, I am,

Sincerely yours,

MINNESOTA MINING AND MANUFACTURING COMPANY

R. W. Perlich
R. W. Perlich

Explaining the Unexplained

NEW YORK STATE COLLEGE OF AGRICULTURE
CORNELL UNIVERSITY

ITHACA, NEW YORK

LABORATORY OF BACTERIOLOGY

April 23, 1947

Mr. T. G. Hieronymus
417 East 70th Terrace
Kansas City 5, Missouri

Dear Mr. Hieronymus:

Dr. Lustig's visit here has made a deep impression upon me. He told me about some of your own experiences, and although they may seem unbelievable, something similar has been observed some 15 years ago in Germany. I enclose the abstract of a long paper, nearly 100 pages long, which I made 12 years ago. I have not read the original paper since.

Your discoveries which fit in well with those of the Electronic Medical Foundation, open up great possibilities, possibilities as tremendous as those of the atom bomb, and just like atomic energy, these radiations may be used for the bad as well as for the good of humanity.

Knowing the facts about the atom bomb, and knowing something about the plans for biological warfare, I am scared that these biological radiations might be used to bring death instead of happiness to the world. In a way, these rays are more dangerous because large factories are needed to make atom bombs, but a single person with sufficient knowledge could misuse hidden energies for criminal purposes.

Since these radiations hold the secret of life, they also hold the secret of death. At present, very few people know about the possibilities, and very few know all the facts. It seems imperative that these few keep their knowledge to themselves, and divulge only as much as is necessary to perform the immediate applications to cure disease.

I have written in a similar sense to Dr. Lustig, and have sent a copy to Mr. Hart of the Electronic Medical Foundation.

Under separate cover, I am mailing you Miss Kimball's study of the effect of magnetism upon the growth of yeast.

Sincerely, yours



Otto Rahn
Professor of Bacteriology

The Story of Eloptic Energy

Dr. George W. Stokes, D. C.

Psychosomatics

• 1109 10TH ST., CORONADO, CALIF.
• TELEPHONE HENLEY 3.3638

July 28, 1950

Dear Hi and Lo:

Leaning as we do toward the conservative side, I have failed to write to you before now because of a "wait and see" period my wife and I felt should pass before we attempted to report any changes brought about in the health of our patients through the use of the "anipathic."

A thing such as this is difficult, at best, to evaluate; however, we feel that we are getting good results from the use of your instrument.

Two other local doctors are also now interested in the Anipathic; one -- working with a medical physician -- especially. For a Dr. Miller, D. C. from Los Angeles, came down to see them.

Dr. Chandler, the D. C. working with Dr. Howard, the medic told me of the following experiment they carried out: They took two cultures -- one strep and the other staph -- and destroyed both with the "anipathic." They carried out a second experiment in the same way, but instead of depending on themselves for the results they sent the "before and after" specimens to a medical lab for checking with the same results obtained. This report should make you both feel good!

We wish that both of you are enjoying the best of everything. We hope that it is still not all work and no play with you.

In some way we feel that we'll be seeing you much sooner than last expected, and wish it so.

Our best to both of you.

George & Ellen Farge